



- Most compact 10 Watt converter in DIP-16 metal casing
- Highest power density of 3.83 W/cm³
- 6-side shielded metal case with insulated base plate
- Ultra wide 4:1 input voltage range
- High efficiency for low thermal loss
- Operating temperature range of -40°C to +88°C
- Built-in EN 55032 class A filter
- Protection against short circuit and overload
- 3-year product warranty



The TEL 10WI series is a range of isolated 10 Watt converters which come in an ultra compact DIP-16 metal package. The design purpose of these series was to miniaturize low power DC/DC converters to the maximum without sacrificing high efficiency. The TEL 10WI series sets the new standard for power density with 3.83 W/cm³.

The TEL 10WI series offer an ultra wide 4:1 input voltage range and feature a high efficiency of up to 86% which enables an operation temperature of up to +70°C at full load and up to 88°C with 50% load.

The converters have an internal input filter to comply with conducted emission EN 55032 / EN 55022 class A. The TEL 10WI Series models are an economical solution for space critical and cost sensitive applications in instrumentation, IT and industrial electronics.

Models						
Order Code	Input Voltage Range	Output 1		Output 2		Efficiency typ.
		Vnom	I _{max}	Vnom	I _{max}	
TEL 10-2410WI	9 - 36 VDC (24 VDC nom.)	3.3 VDC	2'700 mA			80 %
TEL 10-2411WI		5.1 VDC	2'000 mA			83 %
TEL 10-2412WI		12 VDC	833 mA			87 %
TEL 10-2413WI		15 VDC	666 mA			88 %
TEL 10-2415WI		24 VDC	416 mA			88 %
TEL 10-2422WI		+12 VDC	416 mA	-12 VDC	416 mA	87 %
TEL 10-2423WI		+15 VDC	333 mA	-15 VDC	333 mA	87 %
TEL 10-4810WI	18 - 75 VDC (48 VDC nom.)	3.3 VDC	2'700 mA			80 %
TEL 10-4811WI		5.1 VDC	2'000 mA			83 %
TEL 10-4812WI		12 VDC	833 mA			87 %
TEL 10-4813WI		15 VDC	666 mA			88 %
TEL 10-4815WI		24 VDC	416 mA			88 %
TEL 10-4822WI		+12 VDC	416 mA	-12 VDC	416 mA	87 %
TEL 10-4823WI		+15 VDC	333 mA	-15 VDC	333 mA	87 %

Input Specifications

Input Current	- At no load	24 Vin models: 10 mA typ. 48 Vin models: 7 mA typ.
	- At full load	24 Vin models: 480 mA max. 48 Vin models: 240 mA max.
Surge Voltage		24 Vin models: 50 VDC max. (1 s max.) 48 Vin models: 100 VDC max. (1 s max.)
Under Voltage Lockout		24 Vin models: 7 VDC min. / 8 VDC typ. 48 Vin models: 15 VDC min. / 16 VDC typ.
Recommended Input Fuse		24 Vin models: 2'000 mA (slow blow) 48 Vin models: 1'000 mA (slow blow)
Input Filter		Internal Pi-Type

Output Specifications

Voltage Set Accuracy		±1% max.
Regulation	- Input Variation (Vmin - Vmax)	single output models: 0.8% max. dual output models: 0.8% max.
	- Load Variation (0 - 100%)	single output models: 1% max. dual output models: 2% max. (Output 1) 2% max. (Output 2)
	- Cross Regulation (25% / 100% asym. load)	dual output models: 5% max.
Ripple and Noise (20 MHz Bandwidth)	- single output	3.3 Vout models: 75 mVp-p max.
		5.1 Vout models: 75 mVp-p max.
		12 Vout models: 100 mVp-p max.
		15 Vout models: 100 mVp-p max.
		24 Vout models: 100 mVp-p max.
	- dual output	12 / -12 Vout models: 100 / 100 mVp-p max.
		15 / -15 Vout models: 100 / 100 mVp-p max.
	- single output	3.3 Vout models: 60 mVp-p typ.
		5.1 Vout models: 60 mVp-p typ.
		12 Vout models: 80 mVp-p typ.
15 Vout models: 80 mVp-p typ.		
24 Vout models: 80 mVp-p typ.		
- dual output	12 / -12 Vout models: 80 / 80 mVp-p typ. 15 / -15 Vout models: 80 / 80 mVp-p typ.	
Capacitive Load	- single output	3.3 Vout models: 2'600 µF max.
		5.1 Vout models: 1'300 µF max.
		12 Vout models: 560 µF max.
		15 Vout models: 560 µF max.
		24 Vout models: 200 µF max.
	- dual output	12 / -12 Vout models: 390 / 390 µF max. 15 / -15 Vout models: 200 / 200 µF max.
Minimum Load		Not required
Temperature Coefficient		±0.02 %/K max.
Start-up Time		30 ms typ. / 60 ms max.
Short Circuit Protection		Continuous, Automatic recovery
Output Current Limitation		195% max. of Iout max.
		160% typ. of Iout max.
Transient Response	- Response Deviation	5 % max. (25% Load Step)
	- Response Time	500 µs max. (25% Load Step)

All specifications valid at nominal voltage, full load and +25°C after warm-up time unless otherwise stated.

Safety Specifications

Safety Standards	- IT / Multimedia Equipment	IEC 60950-1 EN 60950-1 UL 60950-1 EN 62368-1 IEC 62368-1 UL 62368-1
	- Certification Documents	www.tracopower.com/overview/tel10wi

EMC Specifications

EMI Emissions	- Conducted Emissions	EN 55032 class A (internal filter) EN 55032 class B (with external filter) FCC Part 15, class A
	- Radiated Emissions	EN 55032 class A (with external filter) EN 55032 class B (with external filter)
		External filter proposal: www.tracopower.com/overview/tel10wi
EMS Immunity	- Electrostatic Discharge	EN 55024 (IT Equipment) Air: EN 61000-4-2, ± 8 kV, perf. criteria A Contact: EN 61000-4-2, ± 6 kV, perf. criteria A
	- RF Electromagnetic Field	EN 61000-4-3, 20 V/m, perf. criteria A
	- EFT (Burst) / Surge	EN 61000-4-4, ± 2 kV, perf. criteria A EN 61000-4-5, ± 2 kV, perf. criteria A
	- Conducted RF Disturbances	External filter proposal: www.tracopower.com/overview/tel10wi EN 61000-4-6, 10 Vrms, perf. criteria A
	- PF Magnetic Field	Continuous: EN 61000-4-8, 100 A/m, perf. criteria A

General Specifications

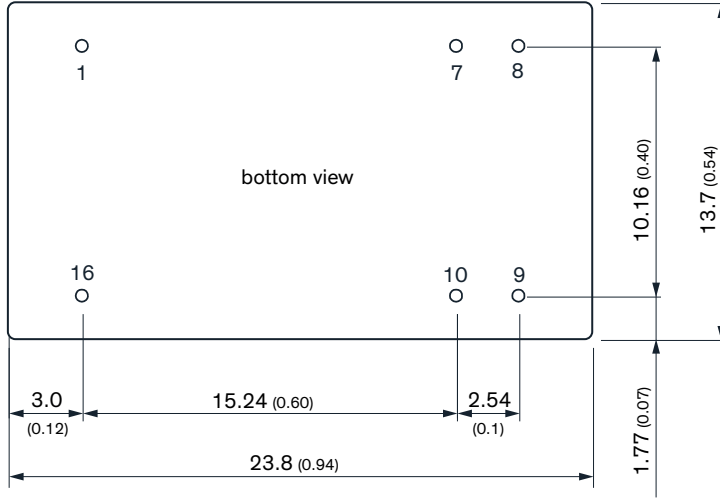
Relative Humidity		95% max. (non condensing)
Temperature Ranges	- Operating Temperature	-40°C to +88°C
	- Case Temperature	+105°C max.
	- Storage Temperature	-50°C to +125°C
Power Derating	- High Temperature	See application note: www.tracopower.com/overview/tel10wi
Cooling System		Natural convection (20 LFM)
Switching Frequency		355 - 485 kHz (PWM)
		420 kHz typ. (PWM)
Insulation System		Functional Insulation
Isolation Test Voltage	- Input to Output, 60 s	1'060 VAC
	- Input to Output, 1 s	1'800 VDC
	- Input to Case, 60 s	707 VAC
	- Output to Case, 60 s	707 VAC
Isolation Resistance	- Input to Output, 500 VDC	1'000 MOhm min.
Isolation Capacitance	- Input to Output, 100 kHz, 1 V	1'500 pF max.
Reliability	- Calculated MTBF	2'540'000 h (MIL-HDBK-217F, ground benign)
Housing Material		Alu alloy, black anodized coating
Potting Material		Epoxy (UL 94 V-0 rated)
Pin Material		Tinned Copper
Soldering Profile		Wave Soldering (1.5mm from casing)
		260°C / 10 s max.
Connection Type		THD (Through-Hole Device)
Weight		6.5 g
Environmental Compliance	- Reach	www.tracopower.com/info/reach-declaration.pdf
	- RoHS	www.tracopower.com/info/rohs-declaration.pdf

Supporting Documents

Overview Link (for additional Documents)	www.tracopower.com/overview/tel10wi
--	--

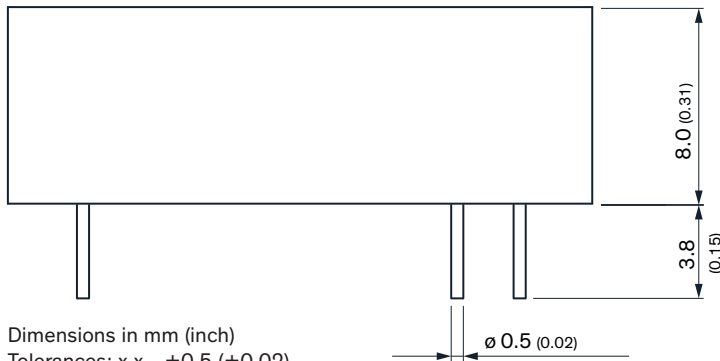
All specifications valid at nominal voltage, full load and +25°C after warm-up time unless otherwise stated.

Outline Dimensions



Pinout		
Pin	Single	Dual
1	-Vin (GND)	-Vin (GND)
7	NC	NC
8	NC	Common
9	+Vout	+Vout
10	-Vout	-Vout
16	+Vin (Vcc)	+Vin (Vcc)

NC: Not connected



Dimensions in mm (inch)
 Tolerances: x.x ±0.5 (±0.02)
 x.xx ±0.25 (±0.01)
 Pin diameter 0.5±0.05 (0.02 ±0.002)

Mouser Electronics

Authorized Distributor

Click to View Pricing, Inventory, Delivery & Lifecycle Information:

TRACO Power:

[TEL 10-4812WI](#) [TEL 10-2411WI](#) [TEL 10-4810WI](#) [TEL 10-4815WI](#) [TEL 10-4822WI](#) [TEL 10-4813WI](#) [TEL 10-2413WI](#)
[TEL 10-2415WI](#) [TEL 10-2412WI](#) [TEL 10-4823WI](#) [TEL 10-2422WI](#) [TEL 10-2423WI](#) [TEL 10-4811WI](#) [TEL 10-2410WI](#)