

1-1355200-1 ✓ ACTIVE

AMP MCP | AMP MCP 2.8, AMP MCP Connector System


TE Internal #: 1-1355200-1

24 V, 2 Position, Automotive Housing for Female Terminals, Wire-to-Wire, 6 mm [.236 in] Centerline, Sealable, Black, Wire & Cable, Power, Hybrid

[View on TE.com >](#)



Automotive Parts > Automotive Connectors > Automotive Housings > 48V Ready 2.8mm Sealed Connectors



Nominal Voltage Architecture: 24 V

Connector & Housing Type: **Housing for Female Terminals**

Number of Positions: 2

Sealable: **Yes**

Operating Temperature Range: -40 – 130 °C [ -40 – 266 °F ]

[All 48V Ready 2.8mm Sealed Connectors \(27\)](#)

## Features

### Product Type Features

Mixed & Hybrid Connector	No
Connector Shape	Rectangular
Connector & Housing Type	Housing for Female Terminals
Sealable	Yes
Primary Locking Feature	Locking Lance
Connector System	Wire-to-Wire
Connector & Contact Terminates To	Wire & Cable

### Configuration Features

Number of Positions	2
Number of Rows	1

### Electrical Characteristics

Voltage Class	12V Ready, 24V Ready, 48V Ready
---------------	---------------------------------



Nominal Voltage Architecture	24 V
------------------------------	------

### Body Features

Cable Exit Angle	180 °
Primary Product Color	Black
Connector & Keying Code	A

### Contact Features

Contact Size	2.8mm
Contact Type	Receptacle
Mating Tab Width	2.8 mm[.11 in]
Contact Current Rating (Max)	35 A

### Mechanical Attachment

Strain Relief	Without
Terminal Position Assurance	No
Mating Alignment Type	Keyed
Mating Alignment	With
Connector Mounting Type	Cable Mount (Free-Hanging)

### Housing Features

Housing Material	PA 66 GF13
Centerline (Pitch)	6 mm[.236 in]

### Dimensions

Compatible Insulation Diameter Range	2.17 mm[.085 in]
Product Width	33 mm[1.299 in]
Product Length	25 mm[.984 in]
Connector Height	22.7 mm[.894 in]

### Usage Conditions

Operating Temperature Range	-40 – 130 °C[-40 – 266 °F]
Operating Temperature (Max)	130 °C[266 °F]

### Operation/Application

Circuit Application	Power
---------------------	-------

### Industry Standards

IP Rating	IP67
UL Flammability Rating	UL 94HB



### Packaging Features

Packaging Quantity	1000
Packaging Method	Container

### Other

Serviceable	Yes
Connector Position Assurance Capable	No

### Product Compliance

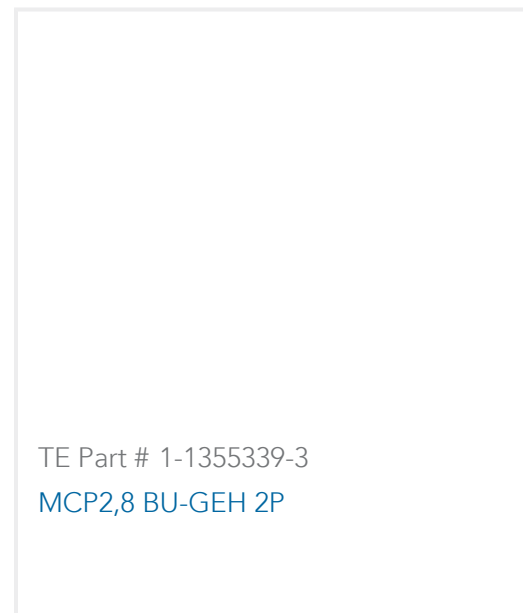
[For compliance documentation, visit the product page on TE.com>](#)

EU RoHS Directive 2011/65/EU	Compliant
EU ELV Directive 2000/53/EC	Compliant
China RoHS 2 Directive MIIT Order No 32, 2016	有害物质含量符合标准要求 No Restricted Substance(s) Above Threshold
EU REACH Regulation (EC) No. 1907/2006	Current ECHA Candidate List: JUNE 2025 (250) Candidate List Declared Against: JUNE 2025 (250) Does not contain REACH SVHC
Halogen Content	BFR/CFR/PVC Free, but Br/Cl >900 ppm in other sources.
Solder Process Capability	Not applicable for solder process capability


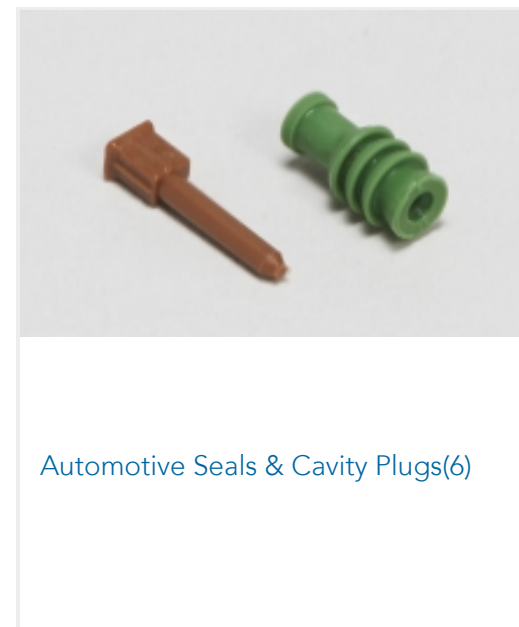
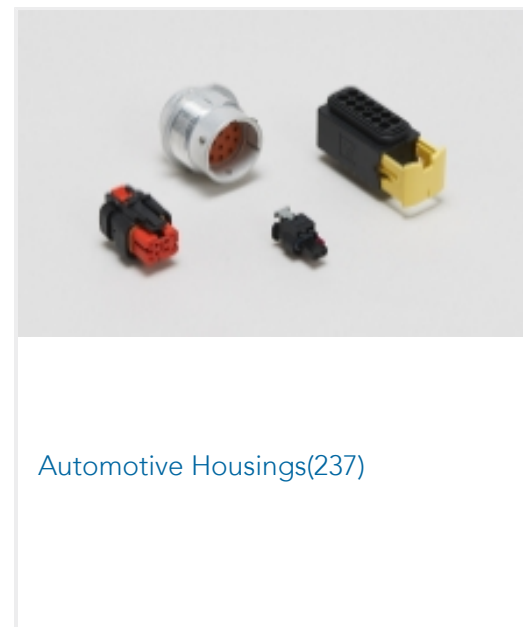
#### Product Compliance Disclaimer

This information is provided based on reasonable inquiry of our suppliers and represents our current actual knowledge based on the information they provided. This information is subject to change. The part numbers that TE has identified as EU RoHS compliant have a maximum concentration of 0.1% by weight in homogenous materials for lead, hexavalent chromium, mercury, PBB, PBDE, DBP, BBP, DEHP, DIBP, and 0.01% for cadmium, or qualify for an exemption to these limits as defined in the Annexes of Directive 2011/65/EU (RoHS2). Finished electrical and electronic equipment products will be CE marked as required by Directive 2011/65/EU. Components may not be CE marked. Additionally, the part numbers that TE has identified as EU ELV compliant have a maximum concentration of 0.1% by weight in homogenous materials for lead, hexavalent chromium, and mercury, and 0.01% for cadmium, or qualify for an exemption to these limits as defined in the Annexes of Directive 2000/53/EC (ELV). Regarding the REACH Regulation, the information TE provides on SVHC in articles for this part number is based on the latest European Chemicals Agency (ECHA) 'Guidance on requirements for substances in articles' posted at this URL: <https://echa.europa.eu/guidance-documents/guidance-on-reach>

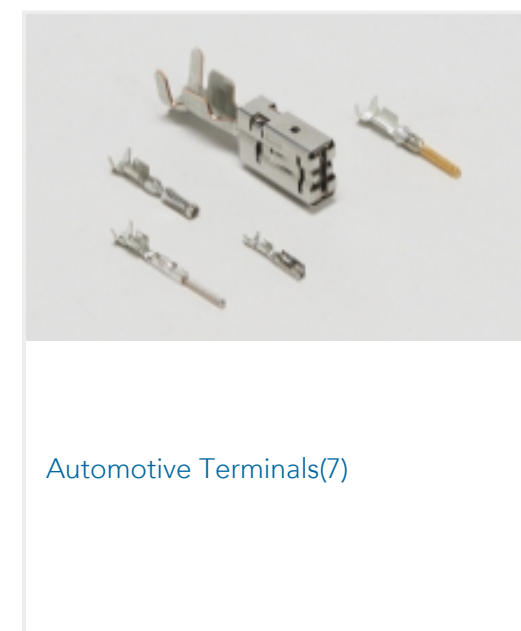

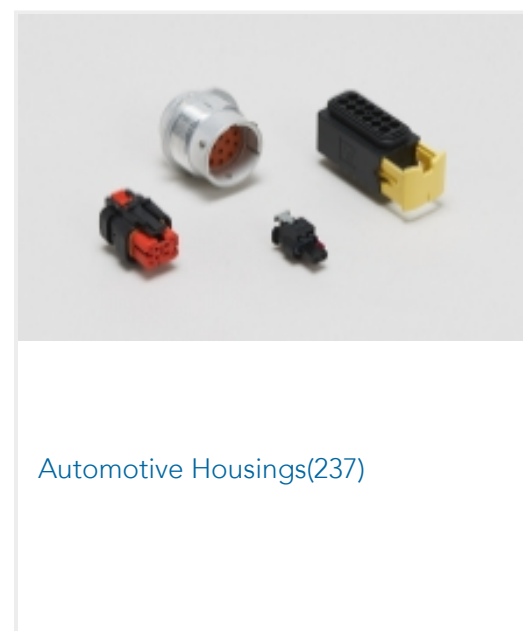
### Compatible Parts




Also in the Series | **AMP MCP 2.8**



Also in the Series | **AMP MCP Connector System**





Other Automotive Connector Accessories(4)


## Customers Also Bought



TE Part #7501716011  
RBK-ILS-125-NR4-0-30MM



TE Part #C57775-000  
SCL-1-0-55MM



TE Part #537637P042  
SCT-NO.3-E3-0-35MM




TE Part #130599P007  
ES2000-NO.4-B7-0-60MM



TE Part #130599P010  
ES2000-NO.4-B7-0-40MM



TE Part #E60872-000  
ES2000-NO.3-B8-0-70MM




TE Part #2386951-1  
179POS,0.5 SERIES,REC HSG ASSY,  
SLD



TE Part #220781P003  
QS1500-NO.5-M1-0-75MM



TE Part #2320353-1  
62POS,0.64 GENER. Y,REC HSG ASSY,  
SLD



TE Part #2320363-1  
62POS,0.64 GENER. Y,REC HSG,SLD,  
A COVER

## Documents

### Product Drawings

MCP2,8BU-GEH ASSY2P

English

### CAD Files

3D PDF

3D

### Customer View Model

ENG\_CVM\_CVM\_1-1355200-1\_D.2d\_dxf.zip



English

**Customer View Model**

[ENG\\_CVM\\_CVM\\_1-1355200-1\\_D.3d\\_igs.zip](#)

English

**Customer View Model**

[ENG\\_CVM\\_CVM\\_1-1355200-1\\_D.3d\\_stp.zip](#)

English

By downloading the CAD file I accept and agree to the [Terms and Conditions](#) of use.

## Product Specifications

[Product Specification](#)

English