



Micro-MaTch | Micro-MaTch Industrial


TE Internal #: 1-338068-2

Board-to-Board, 12 Position, 1.27 mm [.05 in] Centerline, Vertical, Through Hole - Solder, 2 Row, Micro-MaTch Industrial, Ribbon Cable Connectors

[View on TE.com >](#)

Connectors > PCB Connectors > Wire-to-Board Connectors > FFC, FPC & Ribbon Connectors > Ribbon Cable Connectors >

Female-on-Board Connector, Top Entry



Connector System: **Board-to-Board**

Number of Positions: **12**

Centerline (Pitch): **1.27 mm [.05 in]**

PCB Mount Retention: **With**

PCB Mount Retention Type: **Kinked Solder Tails**

[All Female-on-Board Connector, Top Entry \(66\)](#)

Features

Product Type Features

Connector Product Type	Connector Assembly
Ribbon Cable Connector Type	Female-on-Board
Ribbon Cable Connector Header Type	Shrouded
Connector System	Board-to-Board
Connector & Housing Type	Receptacle
Connector & Contact Terminates To	Printed Circuit Board

Configuration Features

Number of Positions	12
PCB Mount Orientation	Vertical
Number of Rows	2

Electrical Characteristics

Operating Voltage	100 VDC
-------------------	---------



Insulation Resistance	1000 MΩ
-----------------------	---------

Body Features

Daisy Chain	Without
Primary Product Color	Red
Connector Profile	Standard

Contact Features

Contact Underplating Material	Nickel
PCB Contact Termination Area Plating Material Finish	Matte
Contact Mating Area Plating Material Thickness	3 – 5 μm[118.11 – 196.85 μin]
Contact Shape & Form	Dual Beam
PCB Contact Termination Area Plating Material Thickness	3 – 5 μm[118.11 – 196.85 μin]
Contact Mating Area Plating Material	Tin (Sn)
Contact Base Material	Phosphor Bronze
PCB Contact Termination Area Plating Material	Tin
Contact Type	Socket
Contact Current Rating (Max)	1 A

Termination Features

Rectangular Termination Post & Tail Width	.5 mm[.02 in]
Rectangular Termination Post & Tail Thickness	.25 mm[.01 in]
Termination Post & Tail Length	3.1 mm[.122 in]
Termination Method to PCB	Through Hole - Solder

Mechanical Attachment

Contact Retention Type Within Housing	Press-Fit
Mating Alignment	With
PCB Mount Alignment	Without
PCB Mount Retention	With
PCB Mount Retention Type	Kinked Solder Tails
Mating Alignment Type	Polarization
Mating Retention	With
Mating Retention Type	Contact Friction
Connector Mounting Type	Board Mount

Housing Features



Mating Entry Location	Top
Housing Material	PBT GF
Centerline (Pitch)	1.27 mm [.05 in]

Dimensions

PCB Thickness (Recommended)	1.6 mm [.062 in]
Connector Height	4 mm [.16 in]
Connector Length	19.8 mm [.779 in]
Row-to-Row Spacing	2 mm [.059 in]

Usage Conditions

Operating Temperature Range	-40 – 105 °C [-40 – 221 °F]
-----------------------------	-----------------------------

Operation/Application

Solder Process Feature	Board Standoff
Circuit Application	Signal

Industry Standards

Compatible With Agency/Standards Products	UL
UL Rating	Recognized
UL Flammability Rating	UL 94V-0
Compatible With Approved Standards Products	UL E28476

Packaging Features

Packaging Quantity	2500
Packaging Method	Reel

Product Compliance

[For compliance documentation, visit the product page on TE.com>](#)

EU RoHS Directive 2011/65/EU	Compliant
EU ELV Directive 2000/53/EC	Compliant
China RoHS 2 Directive MIIT Order No 32, 2016	有害物质含量符合标准要求 No Restricted Substance(s) Above Threshold
EU REACH Regulation (EC) No. 1907/2006	Current ECHA Candidate List: JUNE 2025 (250) Candidate List Declared Against: JUNE 2025 (250) Does not contain REACH SVHC
Halogen Content	Not Low Halogen - contains Br or Cl > 900

ppm.

Solder Process Capability

Wave solder capable to 265°C

Product Compliance Disclaimer

This information is provided based on reasonable inquiry of our suppliers and represents our current actual knowledge based on the information they provided. This information is subject to change. The part numbers that TE has identified as EU RoHS compliant have a maximum concentration of 0.1% by weight in homogenous materials for lead, hexavalent chromium, mercury, PBB, PBDE, DBP, BBP, DEHP, DIBP, and 0.01% for cadmium, or qualify for an exemption to these limits as defined in the Annexes of Directive 2011/65/EU (RoHS2). Finished electrical and electronic equipment products will be CE marked as required by Directive 2011/65/EU. Components may not be CE marked. Additionally, the part numbers that TE has identified as EU ELV compliant have a maximum concentration of 0.1% by weight in homogenous materials for lead, hexavalent chromium, and mercury, and 0.01% for cadmium, or qualify for an exemption to these limits as defined in the Annexes of Directive 2000/53/EC (ELV). Regarding the REACH Regulation, the information TE provides on SVHC in articles for this part number is based on the latest European Chemicals Agency (ECHA) 'Guidance on requirements for substances in articles' posted at this URL: <https://echa.europa.eu/guidance-documents/guidance-on-reach>

Compatible Parts



TE Part # CAT-M5833-M2934A
Male-on-Wire Connector, Micro-MaTch



TE Part # 1-338095-2
MICRO-MATCH COSIHSG




TE Part # CAT-M5833-M2934
Male-on-Board Connector, Micro-MaTch

Also in the Series | Micro-MaTch Industrial




Board-In Connectors(19)



Connector Contacts(4)




High Speed I/O Cable Assemblies(45)



Insertion & Extraction Tools(1)



Pluggable I/O Cable Assemblies(45)



Ribbon Cable Connectors(160)

Customers Also Bought



TE Part #CAT-M5833-F3492A
Female-on-Board Connector, Top Entry



TE Part #2-1879353-4
RR02 5% 39K AMMO



TE Part #1-2176326-5
CRGP 0603 150R 1%



TE Part #1-2176414-2
7W STD M/OX 5% 56R



TE Part #2388379-5
SIGNAL REC TERM, PCB, BATT PLATFORM



TE Part #5227222-6
VERT JK W/MTG PINS, BNC PCB



TE Part #1483354-2
MICRO-MATCH LEAD 12P 150MM



TE Part #1483354-3
MICRO-MATCH LEAD 12P 250MM

Documents

Product Drawings

MICRO-MATCH FTE,12P

English

CAD Files

3D PDF

3D

Customer View Model

[ENG_CVM_CVM_1-338068-2_F.2d_dxf.zip](#)

English

Customer View Model

[ENG_CVM_CVM_1-338068-2_F.3d_igs.zip](#)

English

Customer View Model

[ENG_CVM_CVM_1-338068-2_F.3d_stp.zip](#)

English

By downloading the CAD file I accept and agree to the [Terms and Conditions](#) of use.

Datasheets & Catalog Pages

Micro-MaTch Catalog

English

Centerline Micro-Match Connector Series

English

Product Specifications

Product Specification

English



Agency Approvals

UL

English