

1-770743-1 ✓ ACTIVE

MATE-N-LOK | Mini-Universal MATE-N-LOK

TE Internal #: 1-770743-1

PCB Mount Header, Vertical, Wire-to-Board, 10 Position, 4.14 mm [.162 in] Centerline, Fully Shrouded, Gold (Au), Mini-Universal MATE-N-LOK

[View on TE.com >](#)



Connectors > PCB Connectors > PCB Headers & Receptacles



PCB Connector Type: **PCB Mount Header**

PCB Mount Orientation: **Vertical**

Connector System: **Wire-to-Board**

Number of Positions: **10**

Centerline (Pitch): **4.14 mm [.162 in]**

## Features

### Product Type Features

Mixed & Hybrid Header	No
Connector Shape	Rectangular
PCB Connector Type	PCB Mount Header
Connector System	Wire-to-Board
Header Type	Fully Shrouded
Sealable	No
Connector & Contact Terminates To	Printed Circuit Board
Connector Product Type	Connector Assembly

### Configuration Features

Connector Contact Load Condition	Fully Loaded
Number of Columns	5
Number of Loaded Positions	10
PCB Mount Orientation	Vertical
Number of Positions	10



Number of Rows	2
----------------	---

Number of Power Positions	10
---------------------------	----

### Electrical Characteristics

Operating Voltage	600 VDC
-------------------	---------

### Body Features

PCB Retention Feature Material	Nylon
--------------------------------	-------

Primary Product Color	White
-----------------------	-------

### Contact Features

Contact Underplating Material	Nickel
-------------------------------	--------

Mating Pin Diameter	1 mm [.039 in]
---------------------	----------------

Contact Underplating Material Thickness	1.27 $\mu$ m [50 $\mu$ in]
---	----------------------------

Contact Size	1mm
--------------	-----

Contact Base Material	Brass
-----------------------	-------

PCB Contact Termination Area Plating Material Finish	Matte
--	-------

PCB Contact Termination Area Plating Material Thickness	3.81 – 8.89 $\mu$ m [150 – 350 $\mu$ in]
---	--

Contact Shape & Form	Round
----------------------	-------

Contact Layout	Matrix
----------------	--------

Contact Mating Area Plating Material	Gold (Au)
--------------------------------------	-----------

Contact Mating Area Plating Material Thickness	.76 $\mu$ m [30 $\mu$ in]
--	---------------------------

Contact Type	Pin
--------------	-----

Contact Current Rating (Max)	9.5 A
------------------------------	-------

PCB Contact Termination Area Plating Material	Tin
---	-----

### Termination Features

Termination Post & Tail Diameter	1 mm [.039 in]
----------------------------------	----------------

Termination Post & Tail Length	3.69 mm [.145 in]
--------------------------------	-------------------

Termination Method to PCB	Through Hole - Solder
---------------------------	-----------------------

### Mechanical Attachment

Panel Mount Feature	Without
---------------------	---------

Mating Alignment Type	Chamfered Edges
-----------------------	-----------------

PCB Mount Retention Type	Boardlock
--------------------------	-----------

Mating Retention Type	Locking Tab
-----------------------	-------------

PCB Mount Alignment	Without
---------------------	---------



Mating Retention	With
PCB Mount Retention	With
Connector Mounting Type	Board Mount
Mating Alignment	With

### Housing Features

Mating Entry Location	Top
Centerline (Pitch)	4.14 mm [.162 in]
Housing Material	Nylon

### Dimensions

Row-to-Row Spacing	4.14 mm [.162 in]
Connector Width	11.88 mm [.468 in]
Connector Height	13.49 mm [.531 in]
Connector Length	27.43 mm [1.08 in]
PCB Thickness (Recommended)	1.57 mm [.062 in]
Profile Height from PCB	14.25 mm [.56 in]

### Usage Conditions

Operating Temperature (Max)	105 °C [221 °F]
Operating Temperature Range	-55 – 105 °C [-67 – 221 °F]

### Operation/Application

Circuit Application	Power
---------------------	-------

### Industry Standards

Compatible With Agency/Standards Products	CSA, UL
UL Rating	Recognized
Compatible With Approved Standards Products	UL E28476
Glow Wire Rating	Standard Part - Not Glow Wire
UL Flammability Rating	UL 94V-0

### Packaging Features

Packaging Quantity	200
Packaging Method	Bag

### Product Compliance


[For compliance documentation, visit the product page on TE.com>](#)

EU RoHS Directive 2011/65/EU	Compliant
EU ELV Directive 2000/53/EC	Compliant
China RoHS 2 Directive MIIT Order No 32, 2016	有害物质含量符合标准要求 No Restricted Substance(s) Above Threshold
EU REACH Regulation (EC) No. 1907/2006	Current ECHA Candidate List: JUNE 2025 (250) Candidate List Declared Against: JUNE 2025 (250) Does not contain REACH SVHC
Halogen Content	Low Halogen - Br, Cl, F < 900 ppm per homogenous material. Also BFR/CFR/PVC Free
Solder Process Capability	Wave solder capable to 265°C


## Product Compliance Disclaimer

This information is provided based on reasonable inquiry of our suppliers and represents our current actual knowledge based on the information they provided. This information is subject to change. The part numbers that TE has identified as EU RoHS compliant have a maximum concentration of 0.1% by weight in homogenous materials for lead, hexavalent chromium, mercury, PBB, PBDE, DBP, BBP, DEHP, DIBP, and 0.01% for cadmium, or qualify for an exemption to these limits as defined in the Annexes of Directive 2011/65/EU (RoHS2). Finished electrical and electronic equipment products will be CE marked as required by Directive 2011/65/EU. Components may not be CE marked. Additionally, the part numbers that TE has identified as EU ELV compliant have a maximum concentration of 0.1% by weight in homogenous materials for lead, hexavalent chromium, and mercury, and 0.01% for cadmium, or qualify for an exemption to these limits as defined in the Annexes of Directive 2000/53/EC (ELV). Regarding the REACH Regulation, the information TE provides on SVHC in articles for this part number is based on the latest European Chemicals Agency (ECHA) 'Guidance on requirements for substances in articles' posted at this URL: <https://echa.europa.eu/guidance-documents/guidance-on-reach>


## Compatible Parts




Also in the Series | [Mini-Universal MATE-N-LOK](#)




Connector Caps & Covers(2)



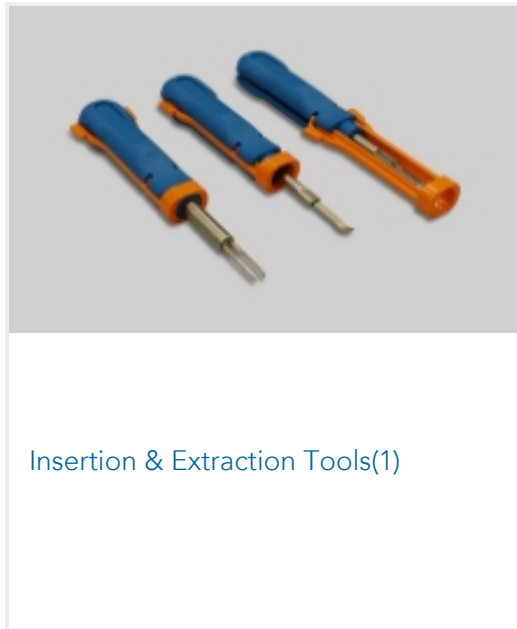
Connector Contacts(89)



Connector Seals & Cavity Plugs(17)



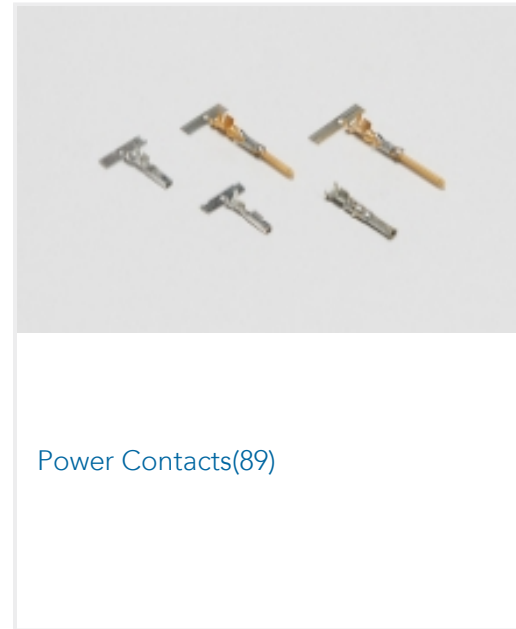
Connector Strain Relief(2)



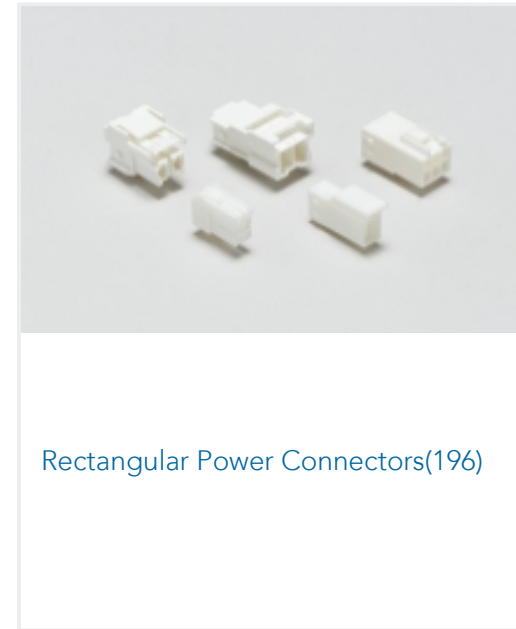
Insertion & Extraction Tools(1)



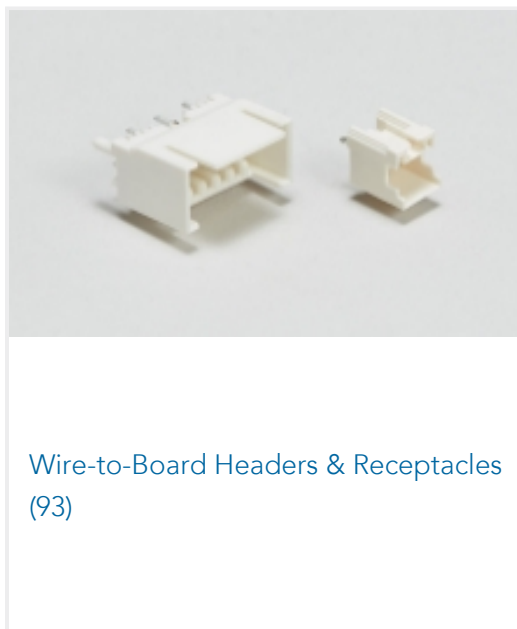
PCB Headers & Receptacles(93)



Power Contacts(89)



Rectangular Power Connectors(196)



Wire-to-Board Headers & Receptacles (93)

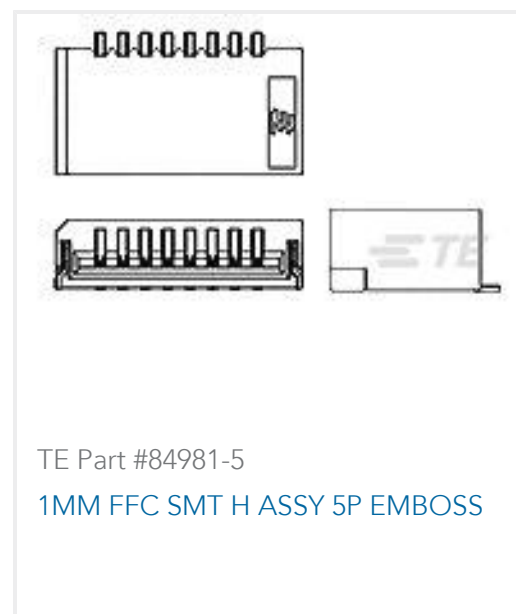
### Customers Also Bought



TE Part #214356-E  
MSPPM 5 F SMD F4 \* A V 137 094 \* E008 J



TE Part #T4171220008-001  
M12,FRONT MOUNT,MALE, A, 8P, 0.2 M WIRE



TE Part #84981-5  
1MM FFC SMT H ASSY 5P EMBOSS



TE Part #4-641215-0  
10P MTA100 HDR ASSY FL/ST 30AU



TE Part #1-770174-1  
04P MINI UMNL ASSY VO SNAU LF



TE Part #1-770182-1  
09P MINI UMNL ASSY VO SNAU LF



TE Part #9-1415899-1  
RZ03-1A4-D024-R



TE Part #1825002-5  
ADF0404=DIP SWT,FLUSH,THRU/HL



## Documents

### Product Drawings

10P MINI UMNL HDR ASSY VRT LF

English

### CAD Files

3D PDF

3D

Customer View Model

[ENG\\_CVM\\_CVM\\_1-770743-1\\_H.2d\\_dxf.zip](#)

English

Customer View Model

[ENG\\_CVM\\_CVM\\_1-770743-1\\_H.3d\\_igs.zip](#)

English

Customer View Model

[ENG\\_CVM\\_CVM\\_1-770743-1\\_H.3d\\_stp.zip](#)

English

By downloading the CAD file I accept and agree to the [Terms and Conditions](#) of use.

### Datasheets & Catalog Pages

SOFT\_SHELL\_PIN\_AND\_SOCKET\_CONNECTORS\_CATALOG

English

[mini-universal-mate-n-lok-connectors](#)

English

### Product Specifications

Application Specification

English

### Instruction Sheets

Instruction Sheet (U.S.)

English

### Agency Approvals

UL Report

English