




Connectors > PCB Connectors > PCB Headers & Receptacles



PCB Connector Type: **PCB Mount Plug**  
Connector System: **Board-to-Board**  
Number of Positions: **35**  
Number of Rows: **5**  
Centerline (Pitch): **2 mm, 2.75 mm [ .079 in, .108 in ]**

Features

Product Type Features

Mixed & Hybrid Header	Yes
Connector Shape	Rectangular
PCB Connector Type	PCB Mount Plug
Connector System	Board-to-Board
Header Type	Fully Shrouded
Sealable	No
Connector & Contact Terminates To	Printed Circuit Board
Connector Product Type	Connector Assembly

Configuration Features

Number of Loaded Positions	35
Mating & Unmating Configuration	Make First / Break Last
Number of Positions	35
Number of Rows	5
PCB Mount Orientation	Right Angle
Board-to-Board Configuration	Co-Planar



Number of Power Positions	10
Number of Signal Positions	25

Electrical Characteristics

Operating Voltage	60 VDC
-------------------	--------

Body Features

Primary Product Color	Black
-----------------------	-------

Contact Features

Contact Underplating Material	Nickel
Contact Underplating Material Thickness	1.27 μm[50 μin]
Contact Shape & Form	Single Beam
PCB Contact Termination Area Plating Material Thickness	.5 μm[20 μin]
Contact Layout	Matrix
Contact Base Material	Copper Alloy, Phosphor Bronze
Contact Mating Area Plating Material	Gold (Au)
Contact Type	Blade, Pin
Contact Current Rating (Max)	16 A
PCB Contact Termination Area Plating Material	Tin
Contact Mating Area Plating Material Thickness	.08 – .762 μm[3.15 – 30 μin]

Termination Features

Termination Post & Tail Length	3.3 mm[.13 in]
Termination Method to PCB	Through Hole - Press-Fit, Through Hole - Solder

Mechanical Attachment

Mating Retention	Without
PCB Mount Retention Type	Screw Mount
PCB Mount Alignment Type	Screw Mount
Mating Alignment Type	Passive Guide
Connector Mounting Type	Board Mount
Mating Alignment	With
PCB Mount Alignment	With
PCB Mount Retention	With

Housing Features

--	--



Centerline (Pitch)	2 mm, 2.75 mm[.079 in][.108 in]
Housing Material	Liquid Crystal Polymer (LCP) GF

Dimensions

Connector Width	32.5 mm[1.28 in]
Connector Height	14 mm[.55 in]
Connector Length	51.71 mm[2.04 in]
Row-to-Row Spacing	1.5 mm, 2 mm[.06 in][.079 in]
PCB Thickness (Recommended)	1.4 – 2.62 mm[.055 – .103 in]

Usage Conditions

Operating Temperature (Max)	125 °C[257 °F]
Operating Temperature Range	-40 – 125 °C[-40 – 257 °F]

Operation/Application

Circuit Application	Power & Signal
---------------------	----------------

Industry Standards

Compatible With Agency/Standards Products	CSA
UL Rating	Recognized
Compatible With Approved Standards Products	UL E28476
Glow Wire Rating	Standard Part - Not Glow Wire
UL Flammability Rating	UL 94V-0

Packaging Features

Packaging Quantity	28
Packaging Method	Package

Product Compliance

For compliance documentation, visit the product page on TE.com>

EU RoHS Directive 2011/65/EU	Compliant
EU ELV Directive 2000/53/EC	Compliant
China RoHS 2 Directive MIIT Order No 32, 2016	有害物质含量符合标准要求 No Restricted Substance(s) Above Threshold
EU REACH Regulation (EC) No. 1907/2006	Current ECHA Candidate List: JUNE 2025 (250) Candidate List Declared Against: JUNE 2025 (250) Does not contain REACH SVHC



Halogen Content	Low Halogen - Br, Cl, F < 900 ppm per homogenous material. Also BFR/CFR/PVC Free
Solder Process Capability	Wave solder capable to 265°C

Product Compliance Disclaimer

This information is provided based on reasonable inquiry of our suppliers and represents our current actual knowledge based on the information they provided. This information is subject to change. The part numbers that TE has identified as EU RoHS compliant have a maximum concentration of 0.1% by weight in homogenous materials for lead, hexavalent chromium, mercury, PBB, PBDE, DBP, BBP, DEHP, DIBP, and 0.01% for cadmium, or qualify for an exemption to these limits as defined in the Annexes of Directive 2011/65/EU (RoHS2). Finished electrical and electronic equipment products will be CE marked as required by Directive 2011/65/EU. Components may not be CE marked. Additionally, the part numbers that TE has identified as EU ELV compliant have a maximum concentration of 0.1% by weight in homogenous materials for lead, hexavalent chromium, and mercury, and 0.01% for cadmium, or qualify for an exemption to these limits as defined in the Annexes of Directive 2000/53/EC (ELV). Regarding the REACH Regulation, the information TE provides on SVHC in articles for this part number is based on the latest European Chemicals Agency (ECHA) 'Guidance on requirements for substances in articles' posted at this URL: <https://echa.europa.eu/guidance-documents/guidance-on-reach>

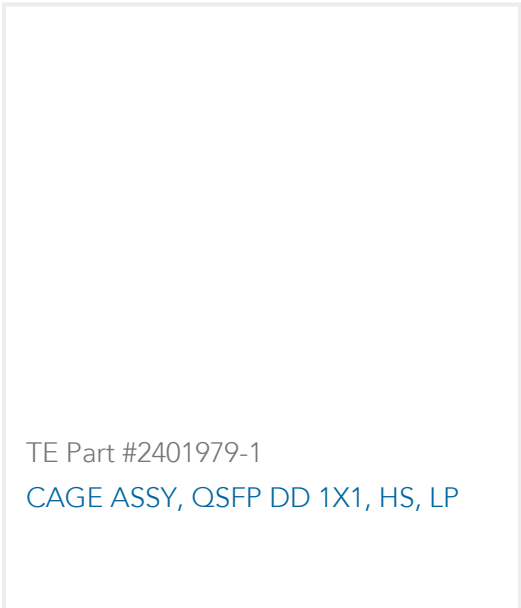
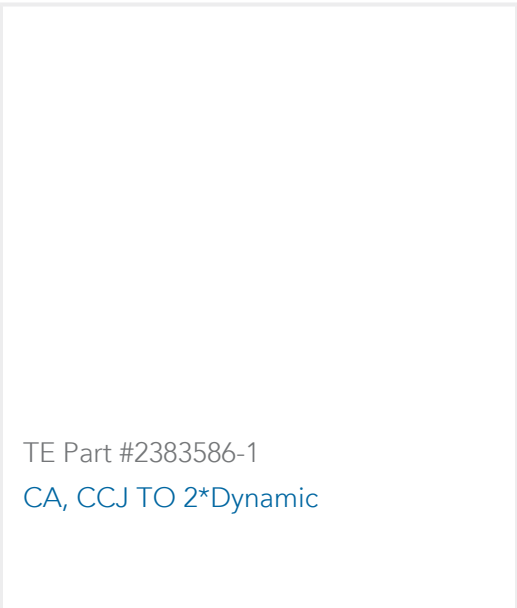
Compatible Parts

TE Part # 2-1926739-5  
[AssyMinipak HdI25s10pRARecptSc](#)

Customers Also Bought

TE Part #1-353082-2  
[DYNAMIC D-5200 HDR V ASSY 3P](#)

TE Part #1643903-2  
[Crown Clip Senior II 3000W Connector](#)TE Part #2-1926739-5  
[AssyMinipak HdI25s10pRARecptSc](#)TE Part #2110819-1  
[QSFP+ Enh EVERCLEAR PT Conn](#)TE Part #7-6450830-5  
[MBXL R/A HDR 3HDP+1LP+24S+1LP+3HDP](#)TE Part #1-6600132-0  
[MBXL R/A HDR DB 1P+16S+1P](#)TE Part #1-6600132-5  
[MBXL R/A HDR DB 2ACP + 12S + 1P](#)TE Part #1-2322044-4  
[MBXL R/A HDR STR 1ACP+4S+1ACP, HF](#)



Documents

CAD Files

Customer View Model

ENG\_CVM\_CVM\_1926736-3\_C.2d\_dxf.zip

English

3D PDF

3D

Customer View Model

ENG\_CVM\_CVM\_1926736-3\_C.3d\_igs.zip

English

Customer View Model

ENG\_CVM\_CVM\_1926736-3\_C.3d\_stp.zip

English

By downloading the CAD file I accept and agree to the [Terms and Conditions](#) of use.

Product Specifications

Application Specification

English

Agency Approvals

Agency Approval Document

English