



Power Double Lock

TE Internal #: 2005247-4

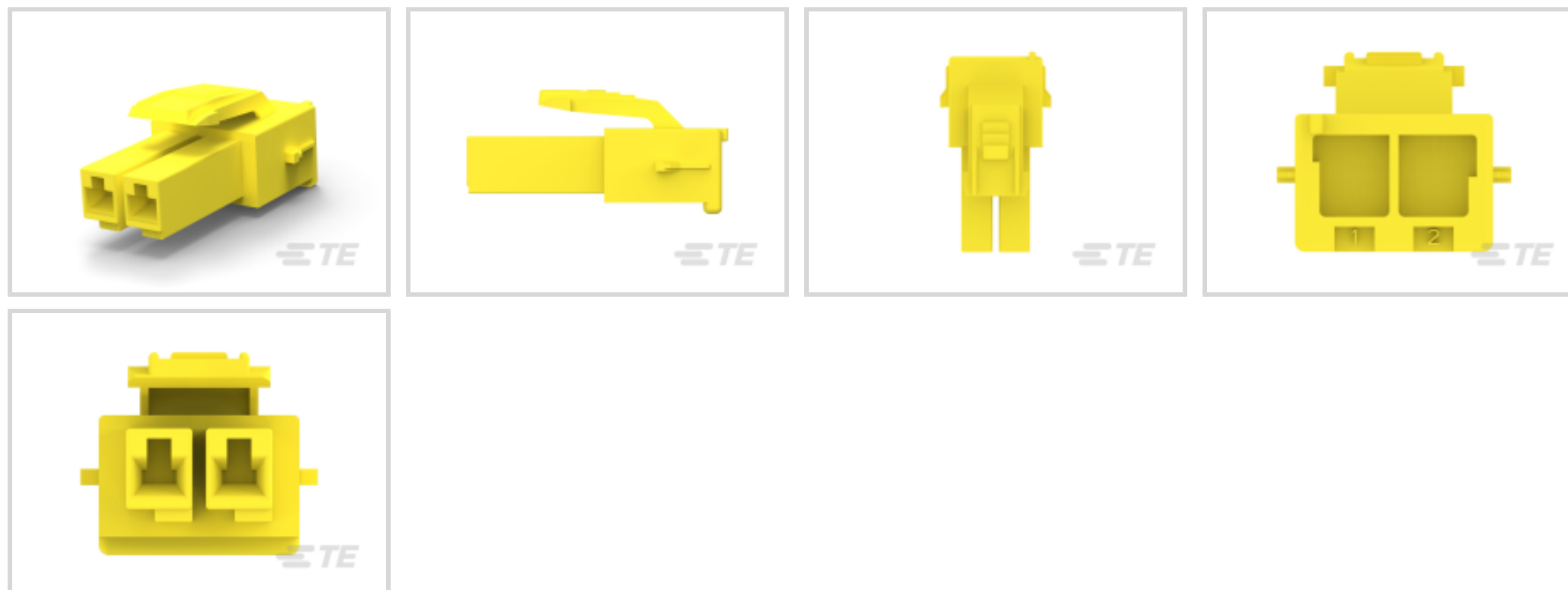
2 Position, Plug, Housing, Crimp, Wire-to-Wire, UL 94V-0, 3.96 mm [.

156 in] Centerline, 1 Row, 300 VAC / 50 VAC, Wire & Cable, Power

Double Lock

[View on TE.com >](#)

Connectors > Rectangular Connectors > Standard Rectangular Connectors > Glow Wire Power Double Lock Plug



Connector Product Type: **Housing**

Connector & Housing Type: **Plug**

Termination Method to Wire & Cable: **Crimp**

Connector System: **Wire-to-Wire**

Contact Retention Within Housing: **Without**

[All Glow Wire Power Double Lock Plug \(55\)](#)

Features

Product Type Features

Connector Product Type	Housing
Connector & Housing Type	Plug
Connector System	Wire-to-Wire
Sealable	No
Connector & Contact Terminates To	Wire & Cable

Configuration Features

Number of Positions	2
Number of Rows	1
Number of Power Positions	0
Number of Signal Positions	0

Electrical Characteristics

Operating Voltage	50 VAC, 300 VAC
-------------------	-----------------



Body Features

Primary Product Color	Yellow
-----------------------	--------

Contact Features

Multiple Contact Types	Without
Contact Retention Within Housing	Without
Contact Type	Receptacle

Termination Features

Termination Method to Wire & Cable	Crimp
------------------------------------	-------

Mechanical Attachment

Connector Mounting Type	Cable Mount (Free-Hanging)
-------------------------	----------------------------

Housing Features

Centerline (Pitch)	3.96 mm [.156 in]
Housing Material	PA 66

Dimensions

Connector Height	20.6 mm [.811 in]
------------------	-------------------

Usage Conditions

Operating Temperature Range	-30 – 65 °C [-22 – 149 °F]
-----------------------------	----------------------------

Operation/Application

Circuit Application	Power & Signal
---------------------	----------------

Identification Marking

Circuit Identification Feature	Without
--------------------------------	---------

Industry Standards

UL Flammability Rating	UL 94V-0
Glow Wire Rating	GWT 750°C (Without Flame)

Packaging Features

Packaging Quantity	500
Packaging Method	Bag

Product Compliance

For compliance documentation, visit the product page on [TE.com](#)>

EU RoHS Directive 2011/65/EU	Compliant
------------------------------	-----------



EU ELV Directive 2000/53/EC	Compliant
China RoHS 2 Directive MIIT Order No 32, 2016	有害物质含量符合标准要求 No Restricted Substance(s) Above Threshold
EU REACH Regulation (EC) No. 1907/2006	Current ECHA Candidate List: JUNE 2025 (250) Candidate List Declared Against: JUNE 2025 (250) Does not contain REACH SVHC
Halogen Content	Not Low Halogen - contains Br or Cl > 900 ppm.
Solder Process Capability	Not applicable for solder process capability

Product Compliance Disclaimer

This information is provided based on reasonable inquiry of our suppliers and represents our current actual knowledge based on the information they provided. This information is subject to change. The part numbers that TE has identified as EU RoHS compliant have a maximum concentration of 0.1% by weight in homogenous materials for lead, hexavalent chromium, mercury, PBB, PBDE, DBP, BBP, DEHP, DIBP, and 0.01% for cadmium, or qualify for an exemption to these limits as defined in the Annexes of Directive 2011/65/EU (RoHS2). Finished electrical and electronic equipment products will be CE marked as required by Directive 2011/65/EU. Components may not be CE marked. Additionally, the part numbers that TE has identified as EU ELV compliant have a maximum concentration of 0.1% by weight in homogenous materials for lead, hexavalent chromium, and mercury, and 0.01% for cadmium, or qualify for an exemption to these limits as defined in the Annexes of Directive 2000/53/EC (ELV). Regarding the REACH Regulation, the information TE provides on SVHC in articles for this part number is based on the latest European Chemicals Agency (ECHA) 'Guidance on requirements for substances in articles' posted at this URL: <https://echa.europa.eu/guidance-documents/guidance-on-reach>

Compatible Parts




Also in the Series | **Power Double Lock**




Connector Contacts(24)



Connector Hardware(14)



Insertion & Extraction Tools(2)




PCB Headers & Receptacles(43)



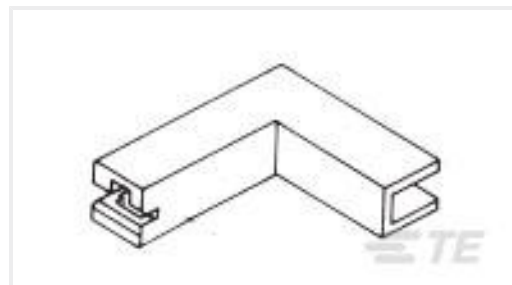
Power Contacts(24)



Rectangular Power Connectors(276)

Wire-to-Board Headers & Receptacles
(43)

Customers Also Bought

TE Part #177906-1
POWER DBL LOCK CAP HSG P/M 2PTE Part #177917-1
AMP POWER DBL LOCK TAB (L)TE Part #360040-1
110 FASTON HSG., FLAG, REC., 1 POS,
NATURAL

Documents

Product Drawings

[PDL 2P PLUG 3.96\(GWT\) YEL](#)

English

CAD Files

[3D PDF](#)

3D

Customer View Model

[ENG_CVM_CVM_2005247-4_B.2d_dxf.zip](#)

English

Customer View Model

[ENG_CVM_CVM_2005247-4_B.3d_igs.zip](#)

English

Customer View Model

[ENG_CVM_CVM_2005247-4_B.3d_stp.zip](#)

English

By downloading the CAD file I accept and agree to the [Terms and Conditions](#) of use.



Datasheets & Catalog Pages

[1773458-5_POWER_DBL_LOCK_\(PDL\)_CONNECTORS](#)

English

Product Specifications

[Application Specification](#)

English

Agency Approvals

[UL Report](#)

English