

V23101D 107A201

✓ ACTIVE

Axicom | Axicom W11 Relay V23101


TE Internal #: 3-1393779-5

Reed Relay, DC, Monostable, 1 Form C SPDT-CO, 1.25 A Contact Rating, 24 VDC Coil Voltage, .206 W Coil Power, Board Mount, Axicom W11 Relay V23101

[View on TE.com >](#)



Relays & Contactors > Electromechanical Relays



Relay & Contactor Type: **Reed Relay**  
Coil Magnetic System: **Monostable**  
Contact Arrangement: **1 Form C SPDT-CO**  
Current Type: **DC**  
Contact Current Rating: **1.25 A**

Features

Product Type Features

Relay & Contactor Type	Reed Relay
------------------------	------------

Configuration Features

Relay Options	Power Switching
Contact Number of Poles	1
Contact Arrangement	1 Form C SPDT-CO

Electrical Characteristics

Contact Limiting Short-Time Current	1.25 A
Contact Limiting Making Current	1.25 A
Contact Limiting Continuous Current	1.25 A
Contact Limiting Breaking Current	1.25 A
Insulation Initial Dielectric Between Open Contacts	750 Vrms
Contact Switching Voltage (Max)	125 VAC
Contact Switching Load (Min)	10mA @ .02V
Coil Resistance	1280 Ω
Insulation Initial Resistance	1000000 MΩ
Contact Current Rating	1.25 A
Coil Voltage Rating	24 VDC
Coil Power Rating DC	.206 W



Insulation Initial Dielectric Between Contacts & Coil	1000 Vrms
---	-----------

Body Features

Product Weight	4 g[.141 oz]
Enclosure Type	Flux Resistant Automatic Solder Capable & Washable

Contact Features

Contact Plating Material	Gold
Contact Material	Silver Palladium (AgPd) Alloy

Termination Features

Main Termination & Connection Type	Solder Pins
Coil Termination & Connection Type	Solder Pins

Mechanical Attachment

Product Mount Type	Board Mount
--------------------	-------------

Dimensions

Product Width	10 mm[.394 in]
Product Length	15.4 mm[.606 in]
Product Height	11.5 mm[.452 in]

Usage Conditions

Operating Temperature Range	-40 – 85 °C[-40 – 185 °F]
Environmental Category of Protection	RTIII
Environmental Ambient Temperature (Max)	85 °C[185 °F]

Operation/Application

Solder Process	Wave Solder Capable
Performance Type	Sensitive
Coil Magnetic System	Monostable
Current Type	DC

Packaging Features

Packaging Method	Box & Tube, Tube
------------------	------------------

Other

Coil Power Rating Class	>.2 – ≤.3 W
Contact Current Class	≤2 A
Height Class (Mechanical)	>11 – ≤14 mm[>.433 – ≤.551 in]



Length Class (Mechanical)	>11 – ≤16 mm[>.433 – ≤.63 in]
Width Class (Mechanical)	>7 – ≤11 mm[>.276 – ≤.433 in]

Product Compliance


For compliance documentation, visit the product page on TE.com>

EU RoHS Directive 2011/65/EU	Compliant
EU ELV Directive 2000/53/EC	Compliant
China RoHS 2 Directive MIIT Order No 32, 2016	有害物质含量符合标准要求 No Restricted Substance(s) Above Threshold
EU REACH Regulation (EC) No. 1907/2006	Current ECHA Candidate List: JUNE 2025 (250) Candidate List Declared Against: JUNE 2025 (250) Does not contain REACH SVHC
Halogen Content	Low Halogen - Br, Cl, F < 900 ppm per homogenous material. Also BFR/CFR/PVC Free
Solder Process Capability	Wave solder capable to 265°C


Product Compliance Disclaimer

This information is provided based on reasonable inquiry of our suppliers and represents our current actual knowledge based on the information they provided. This information is subject to change. The part numbers that TE has identified as EU RoHS compliant have a maximum concentration of 0.1% by weight in homogenous materials for lead, hexavalent chromium, mercury, PBB, PBDE, DBP, BBP, DEHP, DIBP, and 0.01% for cadmium, or qualify for an exemption to these limits as defined in the Annexes of Directive 2011/65/EU (RoHS2). Finished electrical and electronic equipment products will be CE marked as required by Directive 2011/65/EU. Components may not be CE marked. Additionally, the part numbers that TE has identified as EU ELV compliant have a maximum concentration of 0.1% by weight in homogenous materials for lead, hexavalent chromium, and mercury, and 0.01% for cadmium, or qualify for an exemption to these limits as defined in the Annexes of Directive 2000/53/EC (ELV). Regarding the REACH Regulation, the information TE provides on SVHC in articles for this part number is based on the latest European Chemicals Agency (ECHA) ‘Guidance on requirements for substances in articles’ posted at this URL: <https://echa.europa.eu/guidance-documents/guidance-on-reach>

Compatible Parts



TE Part # 3-1393779-9  
V23101D 108A201



TE Part # 1-1393779-8  
V23101D 7A201

Also in the Series | Axicom W11 Relay V23101



DC Relays(25)



Electromechanical Relays(25)

Customers Also Bought



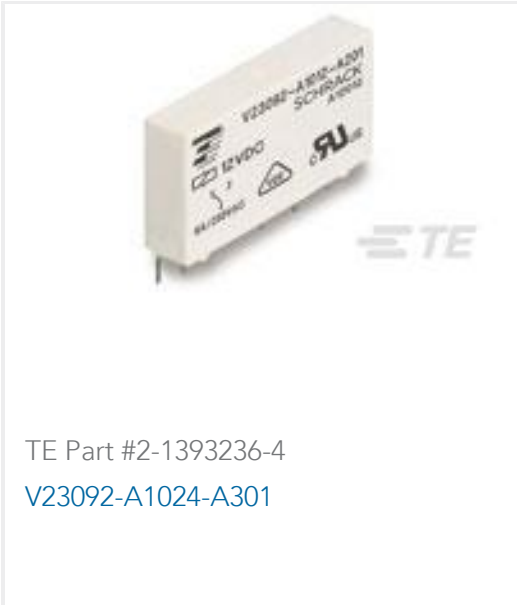
TE Part #87230-4  
08 MODII HDR DRRR UNSHRD .100



TE Part #3-640620-2  
02P MTA100 CONN ASSY F/T RED



TE Part #1393230-7  
RP3SL005



TE Part #2-1393236-4  
V23092-A1024-A301



TE Part #3-1393237-3  
RTE24024F



TE Part #CAT-OE4-OJ1  
STD OEG Miniature PCB OJ/OJE Pow Relays



TE Part #4-1419144-7  
OJE-SH-112HMF,F095



TE Part #1649222-1  
OJE-SS-112DM,801

Documents

CAD Files

Customer View Model

ENG\_CVM\_CVM\_3-1393779-5\_B1.3d\_igs.zip

English

Customer View Model

ENG\_CVM\_CVM\_3-1393779-5\_B1.3d\_stp.zip

English

Customer View Model

ENG\_CVM\_CVM\_3-1393779-5\_B1.2d\_dxf.zip

English

3D PDF

3D

By downloading the CAD file I accept and agree to the [Terms and Conditions](#) of use.

Product Specifications

Definitions General Purpose Relays

English

V23101D 107A201

Reed Relay, DC, Monostable, 1 Form C SPDT-CO, 1.25 A Contact Rating, 24 VDC  
Coil Voltage, .206 W Coil Power, Board Mount, Axicom W11 Relay V23101

