640467-1 ✔ ACTIVE

MATE-N-LOK | Universal MATE-N-LOK

TE Internal #: 640467-1

PCB Mount Header, Vertical, Wire-to-Board, 5 Position, 6.35 mm [.25 in] Centerline, Fully Shrouded, Pre-Tin, Universal MATE-N-LOK

View on TE.com >

Connectors > PCB Connectors > PCB Headers & Receptacles


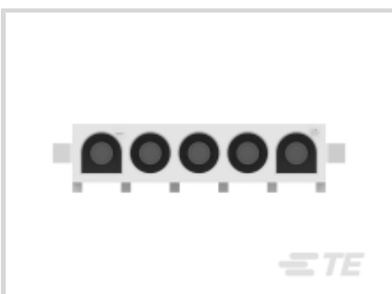

PCB Connector Type: **PCB Mount Header**

PCB Mount Orientation: **Vertical**

Connector System: **Wire-to-Board**

Number of Positions: **5**

Centerline (Pitch): **6.35 mm [.25 in]**

Features

Product Type Features

Mixed & Hybrid Header	No
Connector Shape	Rectangular
PCB Connector Type	PCB Mount Header
Connector System	Wire-to-Board
Header Type	Fully Shrouded
Sealable	No
Connector & Contact Terminates To	Printed Circuit Board
Connector Product Type	Connector Assembly

Configuration Features

Number of Columns	5
Number of Loaded Positions	5
Connector Contact Load Condition	Fully Loaded
PCB Mount Orientation	Vertical
Number of Positions	5
Number of Rows	1

Number of Power Positions	5

Electrical Characteristics

Operating Voltage	600 VAC

Body Features

Primary Product Color	Natural

Contact Features

Contact Underplating Material	Nickel
Contact Underplating Material Thickness	1.27 – 1.79 µm[50 – 70 µin]
Contact Size	2.95mm
Contact Shape & Form	Round
PCB Contact Termination Area Plating Material Thickness	3.81 – 5.08 µm[150 – 200 µin]
Contact Layout	Inline
Contact Base Material	Phosphor Bronze
Contact Mating Area Plating Material	Pre-Tin
Contact Mating Area Plating Material Thickness	3.81 – 5.08 µm[150 – 200 µin]
Contact Type	Socket
Contact Current Rating (Max)	12 A
PCB Contact Termination Area Plating Material	Pre-Tin

Termination Features

Termination Post & Tail Diameter	1.57 mm[.062 in]
Termination Post & Tail Length	3.56 mm[.14 in]
Termination Method to PCB	Through Hole - Solder

Mechanical Attachment

Panel Mount Feature	Without
Mating Retention Type	Locking Tab
Mating Alignment Type	Polarization
PCB Mount Alignment	Without
Mating Retention	With
PCB Mount Retention	Without
Connector Mounting Type	Board Mount
Mating Alignment	With

Housing Features

Mating Entry Location	Top
Centerline (Pitch)	6.35 mm[.25 in]
Housing Material	Nylon

Dimensions

Connector Width	7.62 mm[.3 in]
PCB Thickness (Recommended)	1.57 mm[.062 in]
Connector Height	13.97 mm[.55 in]
Connector Length	33.02 mm[1.3 in]
Profile Height from PCB	14.73 mm[.58 in]

Usage Conditions

Operating Temperature (Max)	105 °C[221 °F]
Operating Temperature Range	-40 – 105 °C[-40 – 221 °F]

Operation/Application

Circuit Application	Power

Industry Standards

Compatible With Agency/Standards Products	CSA, UL, VDE
UL Rating	Recognized
Compatible With Approved Standards Products	UL E28476
Glow Wire Rating	Standard Part - Not Glow Wire
UL Flammability Rating	UL 94V-2

Packaging Features

Packaging Quantity	100
Packaging Method	Bag

Product Compliance

For compliance documentation, visit the product page on TE.com>

EU RoHS Directive 2011/65/EU	Compliant
EU ELV Directive 2000/53/EC	Compliant
China RoHS 2 Directive MIIT Order No 32, 2016	有害物质含量符合标准要求 No Restricted Substance(s) Above Threshold
EU REACH Regulation (EC) No. 1907/2006	Current ECHA Candidate List: JUNE 2025 (250) Candidate List Declared Against: JUNE 2025 (250)

	Does not contain REACH SVHC
Halogen Content	Low Halogen - Br, Cl, F < 900 ppm per homogenous material. Also BFR/CFR/PVC Free
Solder Process Capability	Wave solder capable to 265°C

Product Compliance Disclaimer

This information is provided based on reasonable inquiry of our suppliers and represents our current actual knowledge based on the information they provided. This information is subject to change. The part numbers that TE has identified as EU RoHS compliant have a maximum concentration of 0.1% by weight in homogenous materials for lead, hexavalent chromium, mercury, PBB, PBDE, DBP, BBP, DEHP, DIBP, and 0.01% for cadmium, or qualify for an exemption to these limits as defined in the Annexes of Directive 2011/65/EU (RoHS2). Finished electrical and electronic equipment products will be CE marked as required by Directive 2011/65/EU. Components may not be CE marked. Additionally, the part numbers that TE has identified as EU ELV compliant have a maximum concentration of 0.1% by weight in homogenous materials for lead, hexavalent chromium, and mercury, and 0.01% for cadmium, or qualify for an exemption to these limits as defined in the Annexes of Directive 2000/53/EC (ELV). Regarding the REACH Regulation, the information TE provides on SVHC in articles for this part number is based on the latest European Chemicals Agency (ECHA) 'Guidance on requirements for substances in articles' posted at this URL: https://echa.europa.eu/guidance-documents/guidance-on-reach

Compatible Parts

TE Part # 643030-4
05P UMNL STR/REL

TE Part # 643030-1
05P UMNL STR/REL

TE Part # 643030-2
05P UMNL STR/REL V2 NATL

TE Part # 1-350589-0
STR/REL CLAMP NATL

TE Part # 794584-1
05P UMNL SOC HDR ASSY POL SN

TE Part # 1-480763-0
05P UMNL PLUG HSG NATL

TE Part # 926306-5
UMNL 5 WAY CAP HSG

TE Part # 643030-3
05P UMNL STR/REL V2 NATL

TE Part # 350848-5
05P UMNL PLUG TEST ASSY 94VO

TE Part # 350811-1
STR/REL CLAMP

Also in the Series | Universal MATE-N-LOK

Circular Power Connectors(2)

Connector Caps & Covers(34)

Connector Seals & Cavity Plugs(27)

Connector Strain Relief(7)

Insertion & Extraction Tools(4)



PCB Headers & Receptacles(285)

Rectangular Power Connectors(644)

Standard Circular Connectors(1)



Wire-to-Board Headers & Receptacles (285)

Customers Also Bought

TE Part #52928-1
PIDG SP SPD 22-16COM22-18MIL 5

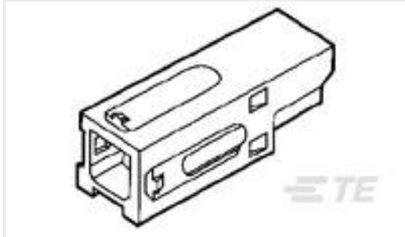

TE Part #53894-6
HSG ASSY,PWR LK,SRS1,1 POS,BLU

TE Part #1-406541-6
MJ,INV,1X1,6PNL G,.140"ST,SN

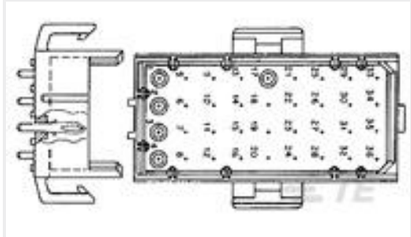

TE Part #640502-1
12P MR HDR ASSY V0

TE Part #1393240-1
RT314048

TE Part #1825002-9
ADF0604=DIP SWT,FLUSH,THRU/HL



TE Part #5-2176314-9
MELF SMA_A 10K 1% 50PPM 0102 0.3 W



TE Part #6-2176315-2
MELF SMA_A 10K 1% 50PPM 0204 0.4 W



TE Part #2-2823104-5
25P,2MM,BRK HDR,SRRT,2.8,0.76AU, TB

TE Part #5520426-4
MJ,R/A,8P

Documents

Product Drawings

05P UMNL HDR ASSY

English

CAD Files

3D PDF

3D

Customer View Model

ENG_CVM_CVM_640467-1_N.2d_dxf.zip

English

Customer View Model

ENG_CVM_CVM_640467-1_N.3d_igs.zip

English

Customer View Model

ENG_CVM_CVM_640467-1_N.3d_stp.zip

English

3D PDF

English

Customer View Model

ENG_CVM_640467-1_J.3d_igs.zip

English

Customer View Model

ENG_CVM_640467-1_J.3d_stp.zip

English

Customer View Model

ENG_CVM_640467-1_J.2d_dxf.zip

English

By downloading the CAD file I accept and agree to the Terms and Conditions of use.

Datasheets & Catalog Pages

SOFT_SHELL_PIN_SOCKET_CONNECTORS_STANDARD_DENSITY

English

Product Specifications

Application Specification

English

Instruction Sheets

Instruction Sheet (U.S.)

English

Agency Approvals

UL

English