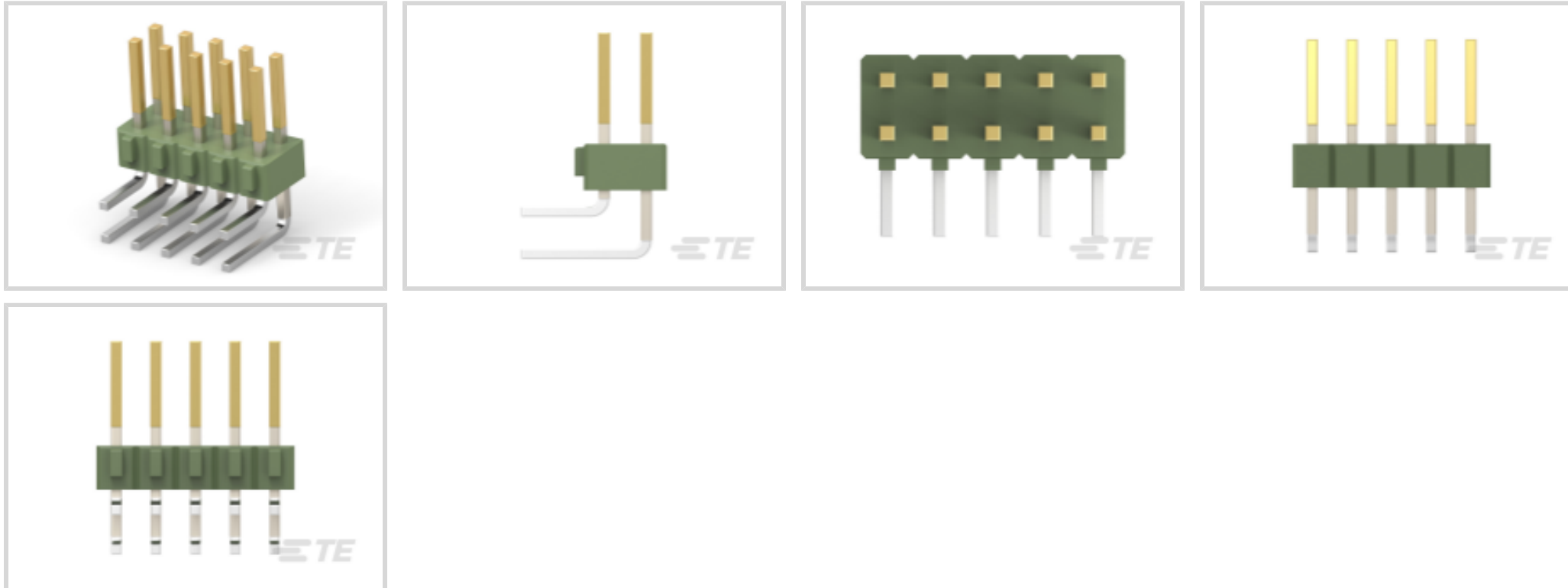




Connectors > PCB Connectors > PCB Headers & Receptacles



PCB Connector Type: **PCB Mount Header**

Connector System: **Board-to-Board**

Number of Positions: **10**

Number of Rows: **2**

Centerline (Pitch): **2.54 mm [.1 in]**

Features

Product Type Features

PCB Connector Type	PCB Mount Header
Connector System	Board-to-Board
Header Type	Breakaway
Sealable	No
Connector & Contact Terminates To	Printed Circuit Board
Connector Product Type	Connector Assembly

Configuration Features

Connector Contact Load Condition	Fully Loaded
Number of Positions	10
Number of Rows	2
PCB Mount Orientation	Right Angle
Board-to-Board Configuration	Perpendicular

Electrical Characteristics

Insulation Resistance	5000 MΩ
-----------------------	---------



Dielectric Withstanding Voltage (Max)	750 Vrms
---------------------------------------	----------

Body Features

Primary Product Color	Green
-----------------------	-------

Contact Features

Contact Underplating Material	Nickel
-------------------------------	--------

Mating Square Post Dimension	.63 mm[.025 in]
------------------------------	-----------------

PCB Contact Termination Area Plating Material Thickness	3 μ m
---	-----------

Contact Shape & Form	Square
----------------------	--------

Contact Base Material	Phosphor Bronze
-----------------------	-----------------

PCB Contact Termination Area Plating Material	Tin
---	-----

Contact Mating Area Plating Material Thickness	.8 μ m[31.5 μ in]
--	---------------------------

Contact Mating Area Plating Material	Gold (Au), Gold Flash
--------------------------------------	-----------------------

Contact Type	Pin
--------------	-----

Contact Current Rating (Max)	5 A
------------------------------	-----

Termination Features

Termination Post & Tail Length	3.2 mm[.126 in]
--------------------------------	-----------------

Square Termination Post & Tail Dimension	.63 mm[.025 in]
--	-----------------

Termination Method to PCB	Through Hole - Solder
---------------------------	-----------------------

Mechanical Attachment

Connector Mounting Type	Board Mount
-------------------------	-------------

Mating Alignment	Without
------------------	---------

PCB Mount Alignment	Without
---------------------	---------

PCB Mount Retention	Without
---------------------	---------

Housing Features

Centerline (Pitch)	2.54 mm[.1 in]
--------------------	----------------

Housing Material	PBT
------------------	-----

Dimensions

Row-to-Row Spacing	2.54 mm[.1 in]
--------------------	----------------

PCB Thickness (Recommended)	1.57 mm[.062 in]
-----------------------------	------------------

Usage Conditions

Housing Temperature Rating	Standard
----------------------------	----------

Operating Temperature Range	-65 – 105 °C[-85 – 221 °F]
-----------------------------	----------------------------



Operation/Application

Circuit Application	Signal
---------------------	--------

Industry Standards

UL Flammability Rating	UL 94V-0
------------------------	----------

Packaging Features

Packaging Quantity	300
Packaging Method	Package

Product Compliance

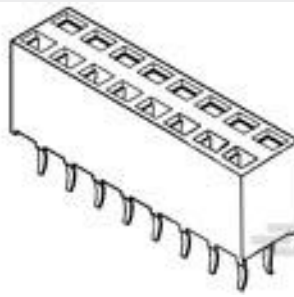
[For compliance documentation, visit the product page on TE.com>](#)

EU RoHS Directive 2011/65/EU	Compliant
EU ELV Directive 2000/53/EC	Compliant
China RoHS 2 Directive MIIT Order No 32, 2016	有害物质含量符合标准要求 No Restricted Substance(s) Above Threshold
EU REACH Regulation (EC) No. 1907/2006	Current ECHA Candidate List: JUNE 2025 (250) Candidate List Declared Against: JUNE 2025 (250) Does not contain REACH SVHC
Halogen Content	Not Low Halogen - contains Br or Cl > 900 ppm.
Solder Process Capability	Wave solder capable to 265°C

Product Compliance Disclaimer

This information is provided based on reasonable inquiry of our suppliers and represents our current actual knowledge based on the information they provided. This information is subject to change. The part numbers that TE has identified as EU RoHS compliant have a maximum concentration of 0.1% by weight in homogenous materials for lead, hexavalent chromium, mercury, PBB, PBDE, DBP, BBP, DEHP, DIBP, and 0.01% for cadmium, or qualify for an exemption to these limits as defined in the Annexes of Directive 2011/65/EU (RoHS2). Finished electrical and electronic equipment products will be CE marked as required by Directive 2011/65/EU. Components may not be CE marked. Additionally, the part numbers that TE has identified as EU ELV compliant have a maximum concentration of 0.1% by weight in homogenous materials for lead, hexavalent chromium, and mercury, and 0.01% for cadmium, or qualify for an exemption to these limits as defined in the Annexes of Directive 2000/53/EC (ELV). Regarding the REACH Regulation, the information TE provides on SVHC in articles for this part number is based on the latest European Chemicals Agency (ECHA) 'Guidance on requirements for substances in articles' posted at this URL: <https://echa.europa.eu/guidance-documents/guidance-on-reach>

Compatible Parts

TE Part # 215309-5
2X5P HV100 REC CON. TE, 8.5MM



TE Part # 925367-5
MOD 4 REC.HSG 2X05P



TE Part # 829264-5
2X 5P HV100 REC CON.B/TE, 6.2,NO KINK



TE Part # 969973-5
2x5P HV100 REC. CON, SMD, GOLD, BLISTER




TE Part # 215307-5
2X5P HV100 REC CON. TE, 7.0MM



TE Part # 216604-5
2X 5P HV190FEDERLEI


Also in the Series | **AMPMODU Headers**



Automotive Headers(3)



Automotive Signal & Power Headers(3)



Connector Contacts(15)



PCB Headers & Receptacles(1173)



Rectangular Power Connectors(25)



Wire-to-Board Headers & Receptacles (78)

Customers Also Bought



TE Part #454303-E
IDCTERM 1 IDC22 1,30 KA 105 707 0007 J



TE Part #154741-E
SMCQ 26 F AB VV 7-03 CL * 0007 137 E002



TE Part #800362-SF
FN281-4-06



TE Part #3-643230-0
04P UMNL HDR ASSY R/A 94VO LF



TE Part #827001-2
4P MNL STIFTSOCKEL



TE Part #1-1825010-6
ASE42RG04=4PDT AUTOSLIDE



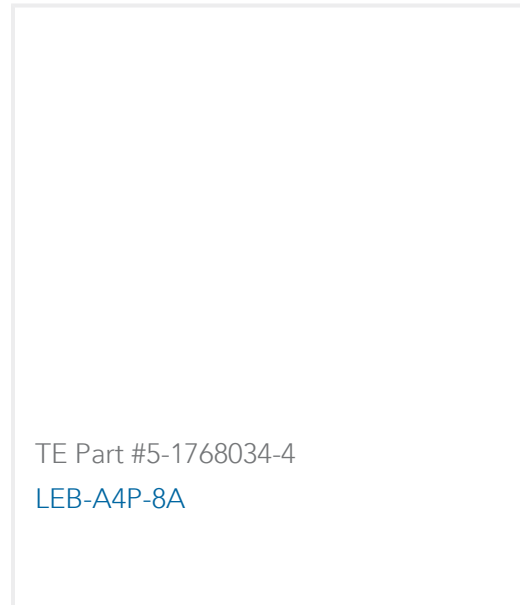
TE Part #4-1879280-6
RP 2A 200K 0.1% 15PPM CUT LENGTH



TE Part #4-2176058-8
RLP73K 3A R91 5% 2K RL



TE Part #2-2176304-8
RP 1E 0.1W 19R1 0.1% 25PPM 5K RL



TE Part #5-1768034-4
LEB-A4P-8A

Documents

CAD Files

[3D PDF](#)

[3D](#)

Customer View Model

[ENG_CVM_CVM_826634-5_N.2d_dxf.zip](#)

English

Customer View Model

[ENG_CVM_CVM_826634-5_N.3d_igs.zip](#)

English

Customer View Model

[ENG_CVM_CVM_826634-5_N.3d_stp.zip](#)

English

By downloading the CAD file I accept and agree to the [Terms and Conditions](#) of use.

Agency Approvals

[UL Report](#)

English