

FEATURE

- Typical 7.0 x 5.0 x 1.30 mm ceramic SMD package
- Operation supply voltage: **3.3V**
- FASTXO series, Fast delivery at any frequency
- Tri-State Enable/Disable
- Frequency Stability $\pm 50\text{ppm}$ over -40°C to 85°C
- Pb-free/RoHS compliant

1、 ELECTRICAL SPECIFICATIONS

Parameter	3.3V		Unit	
	Min.	Max.		
Supply Voltage Variation	VDD-5%	VDD+5%	V	
Frequency Range	1	200	MHz	
VDD Sensitivity ($\pm 5\%$)	-2	2	ppm	
Supply Current (@15pf Loading)	$1\text{MHz} \leq F_o < 30\text{MHz}$	-	27	mA
	$30\text{MHz} \leq F_o < 75\text{MHz}$	-	27	
	$75\text{MHz} \leq F_o < 125\text{MHz}$	-	30	
	$125\text{MHz} \leq F_o < 170\text{MHz}$	-	35	
	$170\text{MHz} \leq F_o \leq 200\text{MHz}$	-	40	
Output Level	Output High	90% VDD	-	V
	Output Low	-	10%VDD	V
Transition Time Rise Time / Fall Time	$1\text{MHz} \leq F_o < 10\text{MHz}$	-	3	nSec
	$10\text{MHz} \leq F_o < 125\text{MHz}$	-	2	
	$125\text{MHz} \leq F_o < 200\text{MHz}$	-	2	
Duty Cycle	45	55		%
Startup Time	-	8		mSec
Tri-State	Output Enable	0.7 x VDD	-	V
	Output Disable	-	0.3 x VDD	
Stand by Current (@PD Mode)	-	400		uA
Stand by Current (@OE Mode)	-	20		mA
Output Loading		15		pf
RMS Phase	Integer Mode	-	1.5	pSec
Jitter offset	Fractional Mode	-	2.0	
12kHz to 20MHz @50MHz				
Aging (@ 25°C, First Year)			± 3	ppm
Storage Temp. Range	-55	125		oC

REMARK: SPECIFICATIONS SUBJECT TO CHANGE WITHOUT PRIOR NOTICE. PLEASE CONFIRM WITH OUR SALES ENGINEER.

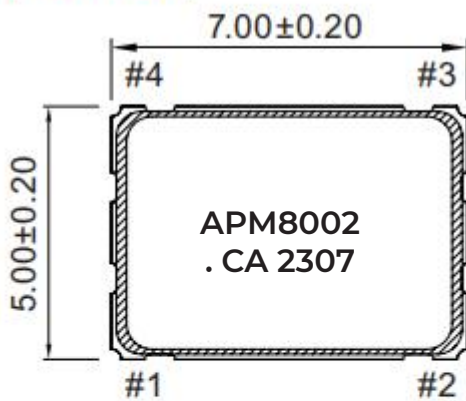
Temp. (°C) \ ppm	±15	±20	±25	±50
-20~+70	△	○	○	○
-40~+85	×	△	○	○
-40~+105	×	△	○	○

*O: Available △: Conditional X: Not available

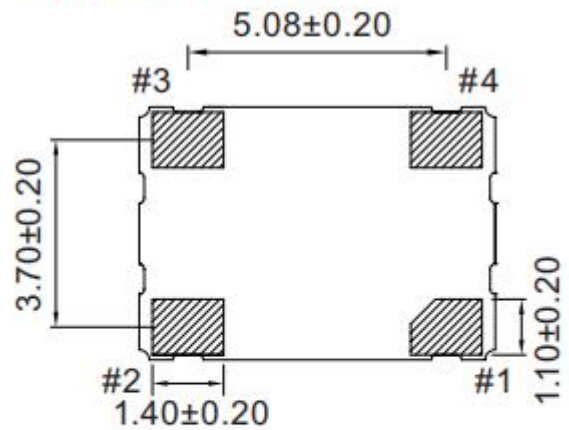
*Inclusive of calibration @ 25 °C ,operating temperature range,input Voltage variation,load variation,aging (1st year),shock, and vibration

2、 DIMENSIONS (Unit: mm)

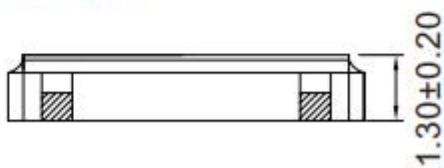
[TOP VIEW]



[BOTTOM VIEW]



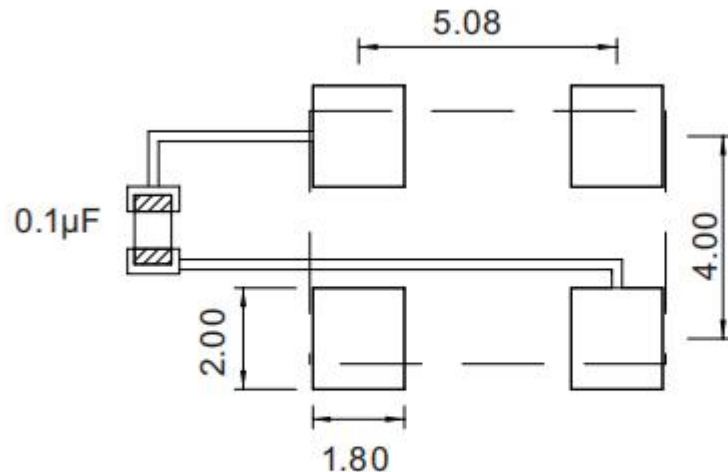
[SIDE VIEW]



Pin#	Function
1	Tri-State
2	GND
3	Output
4	VDD

XXXX: lotcode xx – year, xx – month.
 For example 2307 – 2023 yaer, july

Solder Pay Layout (Unit: mm)



To ensure optimal oscillator performance, place a by-pass capacitor of 0.1µF as close to the part as possible between Vdd and GND pads.

3. APM PART NUMBER SYSTEM :

For example: APM7B85623FO

[Instructions: for project management, APM will trace back the part number to developer wherever it goes]

APM - 7B - 85623 - FO

APM: Brand

7B : Package Code

85623: Serial number , flow code , without any rules

FO: APM Developer Code, for example: VH,CH,PZ,RZ,ML

