

Shock-Safe Fuseholder, 5 x 20 / 6.3 x 32 mm, Slotted Cap, horizontal



Socket with Slotted Cap



Socket with Slotted Cap (grey)



Socket with Fingergrip Cap

250 VAC · 3.2 W / 10 A (VDE) · 600 VAC/VDC · 16 A (UL/CSA)

See below:

Approvals and Compliances

Description

- Kinked or straight PCB-terminals
- Horizontal style

References

Fuseholder to [A12FA 250V](#); [FSF 5x20](#); [FTT 5x20](#); [SPT 5x20](#); [SPT 6.3x32](#)

Weblinks

[pdf data sheet](#), [html datasheet](#), [General Product Information](#), [Distributor-Stock-Check](#), [Accessories](#), [Detailed request for product](#), [Microsite](#)

Technical Data

Shock-Safe Category	PC2
Fuse-Link	5 x 20 / 6.3 x 32 mm
Mounting	PCB
Terminal	Solder THT
Rated Voltage	250 VAC (VDE), 600 VAC/VDC (UL/CSA)
Rated current	10 A (VDE), 16 A (UL/CSA)
Rated Power Acceptance IEC	3.2 W / 10 A @ Ta 23 °C 2.5 W / 10 A for 5x20 mm fuse-link, see derating curves
Degree of Protection	IP40
Protection Class	Suitable for appliances with protection class I or II acc. to IEC 61140
Admissible Ambient Temp.	-40 °C to 85 °C
Climatic Category	40/085/21 acc. to IEC 60068-1
Material: Socket	Thermoplastic, black, UL 94V-0
Material: Terminals	Copper alloy, tin-plated
Unit Weight	5.1 g / 2.3 g
Storage Conditions	0 °C to 60 °C, max. 70% r.h.
Product Marking	 Type, Rated Voltage, Rated current, Certification marks

Soldering Methods	Wave Soldering Profile
Solderability	245 °C / 2 sec acc. to IEC 60068-2-20, Test Ta, method 1
Resistance to Soldering Heat	260 °C / 10 sec acc. to IEC 60068-2-20, Test Tb, method 1A
Contact Resistance	≤ 10 mΩ at 100 mA acc. to IEC 60127-6
Dielectric Strength	> 3 kV between live parts (50 Hz: 1 min)
Impulse Withstand Voltage	> 4 kV between live parts
Insulation Resistance	> 10 MΩ between live parts (500 VDC: 1 min)
Overvoltage Category	III acc. to IEC 60664-1
Pollution Degree	3 acc. to IEC 60664-1

Approvals and Compliances



Detailed information on product approvals, code requirements, usage instructions and detailed test conditions can be looked up in [Details about Approvals](#)

SCHURTER products are designed for use in industrial environments. They have approvals from independent testing bodies according to national and international standards. Products with specific characteristics and requirements such as required in the automotive sector according to IATF 16949, medical technology according to ISO 13485 or in the aerospace industry can be offered exclusively with customer-specific, individual agreements by SCHURTER.

Approvals




The approval mark is used by the testing authorities to certify compliance with the safety requirements placed on electronic products.

Approval Reference Type: FAU

Approval Logo	Certificates	Certification Body	Description
	VDE Approvals	VDE	VDE Certificate Number: 40045994
	UL Approvals	UL	UR File Number: E39328



Product standards

Product standards that are referenced

Organization	Design	Standard	Description
	Designed according to	IEC 60127-6	Miniature fuses. Part 6. Fuse-holders for miniature fuse-links
	Designed according to	UL 4248-1	Standard for Safety Fuseholders
	Designed according to	CSA C22.2 no. 4248.1	Industrial Control Equipment







Application standards

Application standards where the product can be used

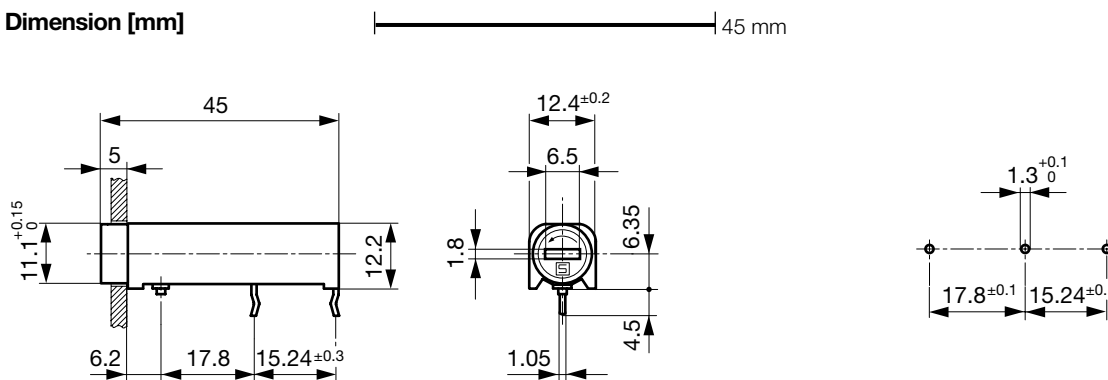
Organization	Design	Standard	Description
	Suitable for applications acc.	IEC/UL 62368-1	Audio/video, information and communication technology equipment - Part 1: Safety requirements
	Suitable for applications acc.	IEC 60335-1	Safety of electrical appliances for household and similar purposes. Meets the requirements for appliances in unattended use. This includes the enhanced requirements of glow wire tests acc. to IEC 60695-2-11 or -12 & -13.

Compliances

The product complies with following Guide Lines

Identification	Details	Initiator	Description
	CE declaration of conformity	SCHURTER AG	The CE marking declares that the product complies with the applicable requirements laid down in the harmonisation of Community legislation on its affixing in accordance with EU Regulation 765/2008.
	UKCA declaration of conformity	SCHURTER AG	The UKCA marking declares that the product complies with the applicable requirements laid down in the British Amendment of Regulation (EC) 765/2008.
	RoHS	SCHURTER AG	Directive RoHS 2011/65/EU, Amendment (EU) 2015/863
	China RoHS	SCHURTER AG	The law SJ / T 11363-2006 (China RoHS) has been in force since 1 March 2007. It is similar to the EU directive RoHS.
	REACH	SCHURTER AG	On 1 June 2007, Regulation (EC) No 1907/2006 on the Registration, Evaluation, Authorization and Restriction of Chemicals 1 (abbreviated as "REACH") entered into force.
	White Paper Glow wire test	SCHURTER AG	Meets the requirements of IEC 60335-1 for appliances in unattended use. This includes the enhanced requirements of glow wire tests acc. to IEC 60695-2-11 or -12 & -13.

Dimension [mm]

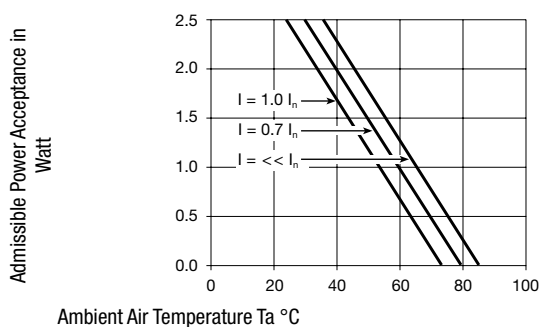


Variant 0031.3577

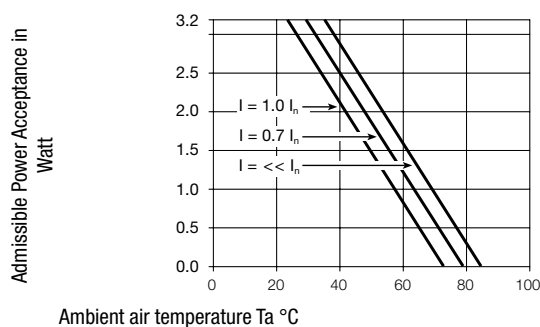
Drilling diagram

Derating Curves

5x20 mm



6.3x32 mm



Variants

Holder	Cap	Fuse-Link	Terminal	Degree of Protection	Colour Cap	Remark	Comment	Order Number
●	-	5 x 20 / 6.3 x 32mm	straight	IP40	black	-	-	0031.3573
●	-	5 x 20 / 6.3 x 32mm	kinked	IP40	black	-	-	0031.3577
●	slotted	6.3 x 32mm	kinked	IP40	grey	0031.3577 + 0031.1666	-	0031.3581
●	Fingergrip	6.3 x 32mm	kinked	IP40	black	0031.3577 + 0031.1667	-	0031.3583
●	slotted	5 x 20mm	kinked	IP40	black	0031.3577 + 0031.1663	-	0031.3571
●	Fingergrip	5 x 20mm	kinked	IP40	black	0031.3577 + 0031.1741	-	0031.3584
●	slotted	6.3 x 32mm	kinked	IP40	black	0031.3577 + 0031.1661	-	0031.3572
●	slotted	6.3 x 32mm	straight	IP40	black	0031.3573 + 0031.1661	-	3-109-711
●	slotted	5 x 20mm	straight	IP40	black	0031.3573 + 0031.1663	-	3-109-722
●	slotted	5 x 20mm	straight	IP40	grey	0031.3573 + 0031.1666	-	3-109-723
●	Fingergrip	6.3 x 32mm	straight	IP40	black	0031.3573 + 0031.1667	-	3-109-724
●	Fingergrip	5 x 20mm	straight	IP40	black	0031.3573 + 0031.1741	-	3-109-725

Availability for all products can be searched real-time: <https://www.schurter.com/en/info-center/support-tools/stock-check-distributors>

Packaging Unit

Bulk (100 pcs.)

Required Accessory

Description



[Fingergrip_FEU__FAU__FAC](#)
Caps Fingergrip for Holder FEU, FAU, FAC



[Caps_to_FEU__FAU__FAC](#)
Caps to Holder FEU, FEU (Med), FAU, FAC

Mouser Electronics

Authorized Distributor

Click to View Pricing, Inventory, Delivery & Lifecycle Information:

[Schurter:](#)

[0031.3584](#) [0031.3571](#) [0031.3581](#) [0031.3583](#) [0031.3573](#) [0031.3577](#)