

RFID Patch Antenna

APAES923R3640C16-T

RoHS/RoHS II compliant



36.0 x 36.0 x 4.0mm

MSL level: Not Applicable

FEATURES:

- High Gain
- Pin type
- Customization Available
- RoHS Compliance

TYPICAL APPLICATIONS:

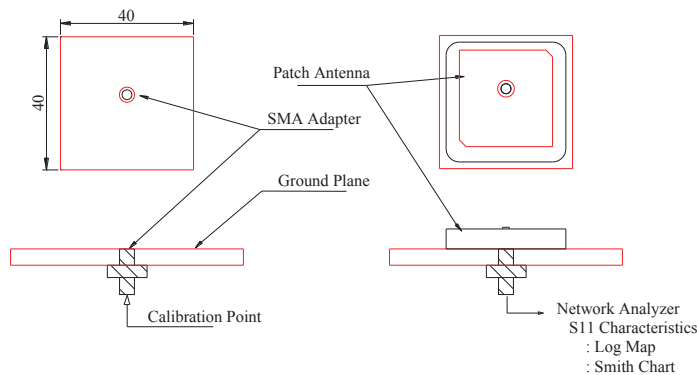
RFID systems for Logistic & Inventory Management of Retail, Pharmaceutical, Automotive Industries; Industrial automation, Contactless smart cards.

STANDARD SPECIFICATIONS:

Parameters	Min.	Typ.	Max.	Units	Note
Receiving Frequency Range	918		927	MHz	
Center Frequency ^(*)	923			MHz	(On 40*40mm GND Plane)
Bandwidth	5			MHz	(Return loss \leq 10dB)
Gain		1.5		dBic	(Peak gain on (On 70*70mm GND Plane facing Zenith.)
Axial Ratio			2.5	dB	
VSWR @ Center Frequency			1.5		
Polarization Model	RHCP				(Right Hand Circular Polarization)
Impedance	50			Ω	
Frequency Temperature Coefficient	-10		10	ppm/ $^{\circ}$ C	

^(*) Application environment, including size of the ground plane, proximity to adjacent components, etc., will affect stated performance. Fine tuning might be required when installed on end-customer's PCB. Abracon offers Antenna Optimization Service, please contact Abracon.

TEST CONDITIONS & TEST SETUP:



STRUCTURE AND MATERIAL

Description	Material
Antenna Substrate	Dielectric Ceramics
Pin	Copper and tinplated
Electrode	Ag Plated
Ground Plane	Ag Plated
Adhesive Type	3M

ABRACON IS
ISO9001:2008
CERTIFIED



Visit www.abracon.com for Terms & Conditions of Sale **Revised 06.20.14**
30332 Esperanza, Rancho Santa Margarita, California 92688
tel 949-546-8000 | fax 949-546-8001 | www.abracon.com

RFID Patch Antenna

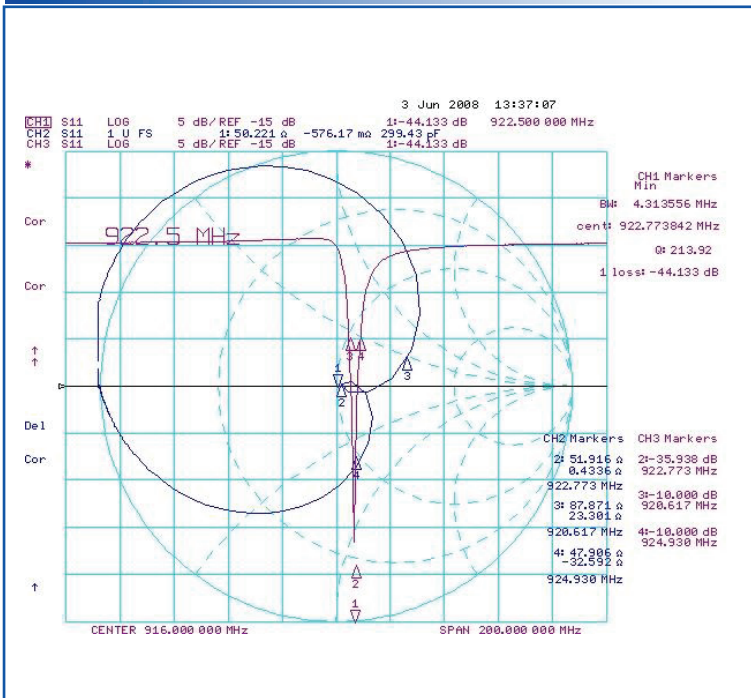
APAES923R3640C16-T

RoHS/RoHS II compliant

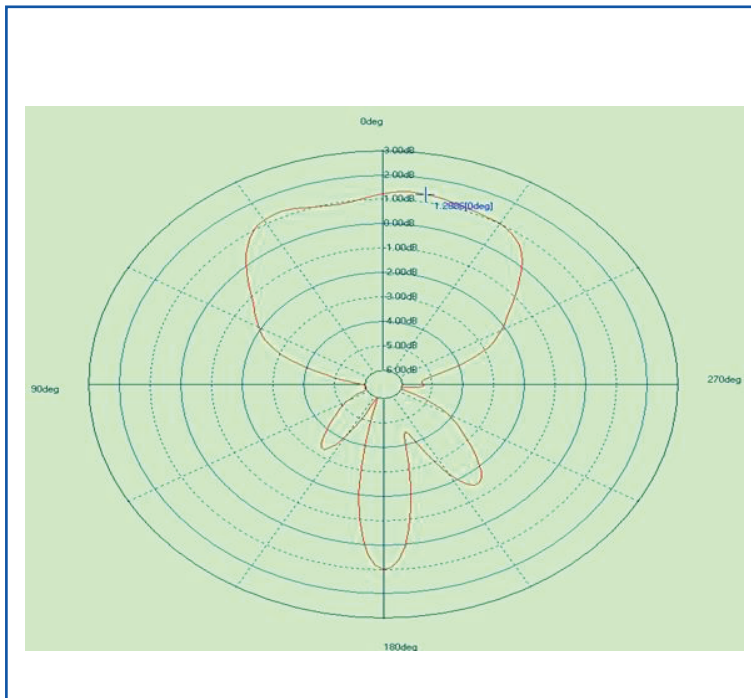


36.0 x 36.0 x 4.0mm

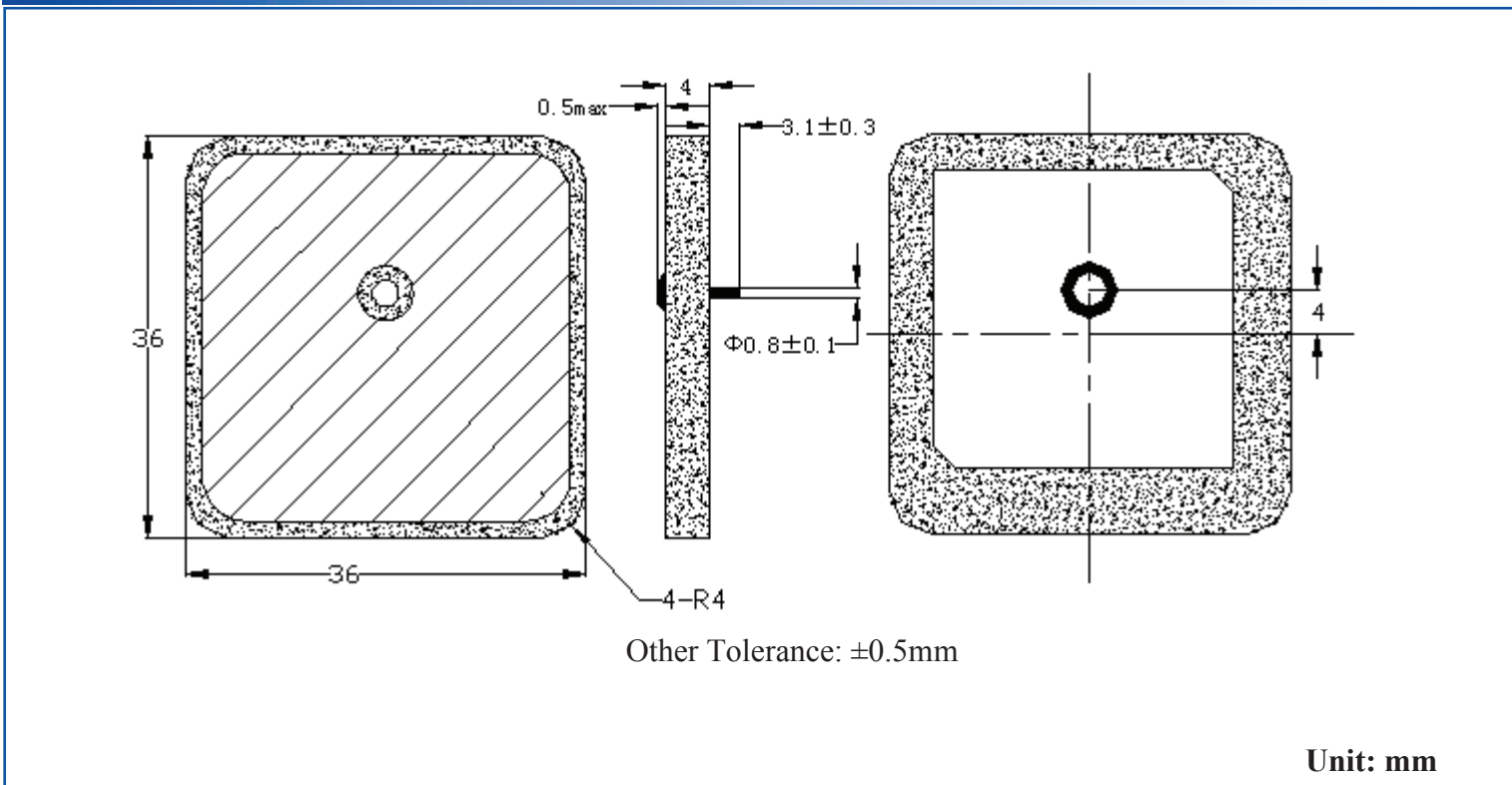
SMITH CHART



RADIATION PATTERN



OUTLINE DIMENSION:



RFID Patch Antenna

APAES923R3640C16-T

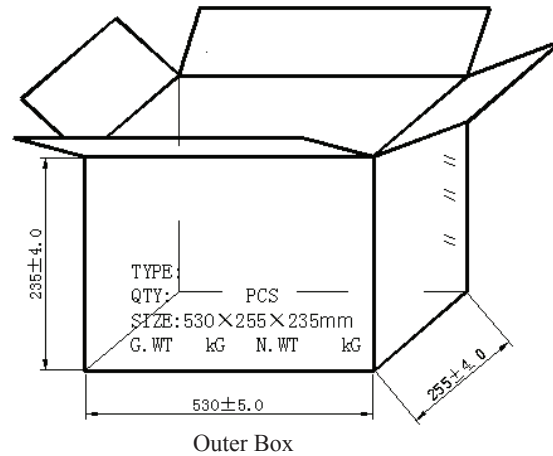
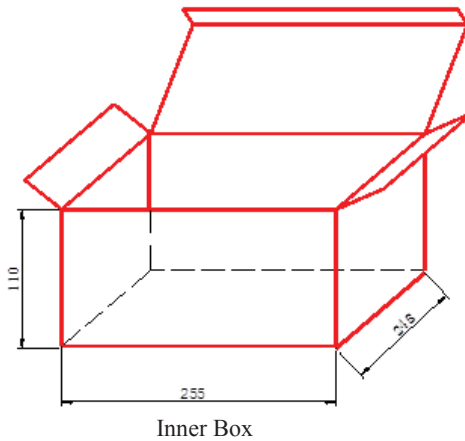
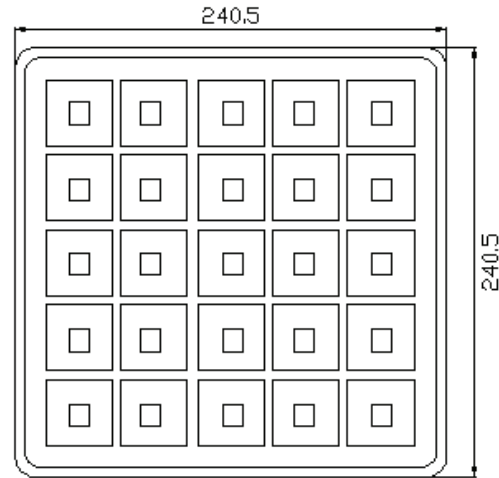
RoHS/RoHS II compliant



36.0 x 36.0 x 4.0mm

PACKAGING:

Package Type	Quantity
Tray	25 pcs/tray
Inner Box	250 pcs/box
Outer Box	500 pcs/box



CAUTION:

- (1) Do not apply excess mechanical stress to the component body or terminations. Do not attempt to re-form or bend the components as this will cause damage to the component.
- (2) Do not expose the component to open flame.
- (3) This specification applies to the functionality of the component as a single unit. Please insure the component is thoroughly evaluated in the application circuit.

NOTE:

- (1) The parts are manufactured in accordance with this specification. If other conditions and specifications which are required for this specification, please contact ABRACON for more information.
- (2) ABRACON will supply the parts in accordance with this specification unless we receive a written request to modify prior to an order placement.
- (3) In no case shall ABRACON be liable for any product failure from in appropriate handling or operation of the item beyond the scope of this specification.
- (4) When changing your production process, please notify ABRACON immediately.
- (5) ABRACON Corporation's products are COTS – Commercial-Off-The-Shelf products; suitable for Commercial, Industrial and, where designated, Automotive Applications. ABRACON's products are not specifically designed for Military, Aviation, Aerospace, Life-dependant Medical applications or any application requiring high reliability where component failure could result in loss of life and/or property. For applications requiring high reliability and/or presenting an extreme operating environment, written consent and authorization from ABRACON Corporation is required. Please contact ABRACON Corporation for more information.
- (6) All specifications and Marking will be subject to change without notice.

ATTENTION: Abracon Corporation's products are COTS – Commercial-Off-The-Shelf products; suitable for Commercial, Industrial and, where designated, Automotive Applications. Abracon's products are not specifically designed for Military, Aviation, Aerospace, Life-dependant Medical applications or any application requiring high reliability where component failure could result in loss of life and/or property. For applications requiring high reliability and/or presenting an extreme operating environment, written consent and authorization from Abracon Corporation is required. Please contact Abracon Corporation for more information.

ABRACON IS
ISO9001:2008
CERTIFIED



Visit www.abracon.com for Terms & Conditions of Sale **Revised 06.20.14**
 30332 Esperanza, Rancho Santa Margarita, California 92688
 tel 949-546-8000 | fax 949-546-8001 | www.abracon.com

Mouser Electronics

Authorized Distributor

Click to View Pricing, Inventory, Delivery & Lifecycle Information:

[ABRACON:](#)

[APAES923R3640C16-T](#)