Transmittal, reproduction, dissemination and/or editing of this document as well as utilization of its contents and communication thereof to others without express authorization are prohibited.
未经允许禁止传输、复制、编辑该文档，以及利用其内容进行交流

REVISION RECORD				
REV	ECN	DESCRIPTION	DRFT	DATE

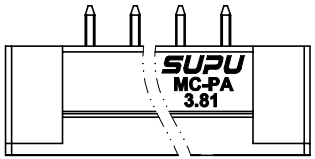

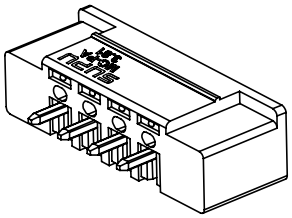

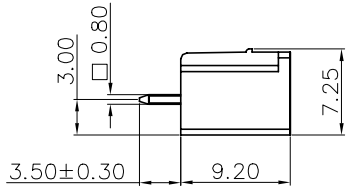

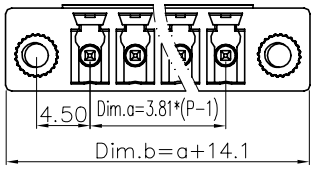

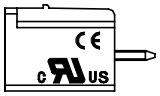

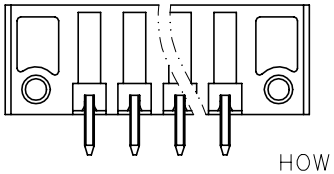

poles	Dim.a	Dim.b
2	3.81±0.15	17.91±0.30
3	7.62±0.15	21.72±0.30
4	11.43±0.15	25.53±0.30
5	15.24±0.30	29.34±0.30
6	19.05±0.30	33.15±0.50
7	22.86±0.30	36.96±0.50
8	26.67±0.30	40.77±0.50
9	30.48±0.50	44.58±0.50
10	34.29±0.50	48.39±0.50
11	38.10±0.50	52.20±0.50
12	41.91±0.50	56.01±0.50
13	45.72±0.50	59.82±0.50
14	49.53±0.50	63.63±0.50
15	53.34±0.50	67.44±0.50
16	57.15±0.50	71.25±0.70
17	60.96±0.70	75.06±0.70
18	64.77±0.70	78.87±0.70
19	68.58±0.70	82.68±0.70
20	72.39±0.70	86.49±0.70
21	76.20±0.70	90.30±0.70
22	80.01±0.70	94.11±0.70
23	83.82±0.70	97.92±0.70
24	87.63±0.50	101.73±1.00

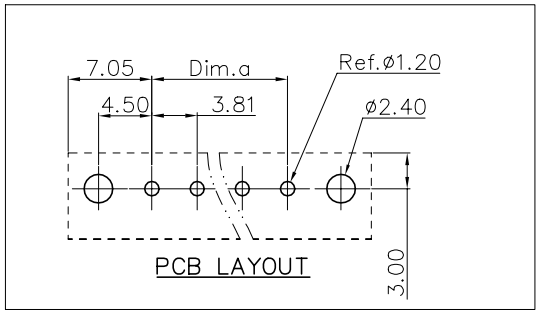

HOW TO ORDER:

MC-PA3.81V XX-I-XX-0002-KXXX

- Sereies No.
- Poles: 02: 02 contacts; 03: 03 contacts; ...; 24: 24 contacts
- Assembly way: I: with Lock&Release lever
- Color: N/A: Green; BK: Black; BU: Blue; GY: Grey; OG: Orange; RD: Red; YE: Yellow; BN: Brown; WT: White; VT: Violet.
- Company request
- Customer request

NOTES:

UL/CUL Standard

1.Rated Voltage/Current :

Use group	B	C	D
Rated voltage(V)	300	–	300
Rated current(A)	8	–	8

IEC Standard

1.Rated Voltage/Current :

Surge voltage category	Ⅲ	Ⅲ	Ⅱ
Pollution degree	3	2	2
Rated surge voltage(KV)	2.5	2.5	2.5
Rated voltage(V)	160	160	320
Rated current(A)	8	8	8

Material:

Insulator	PA66	UL94 V-0
Conductor	COPPER ALLOY	Sn,Plated
Threaded flange	COPPER ALLOY	–

General information:

1.Dimension shall be interpreted per ASME Y14.5-2009
2.Pitch : 3.81mm, Poles : 02~24P
3.Operating temperature: -40℃~+105℃
4.Wave soldering temperature: 260±5℃,5 seconds
5.RoHS Compliance
6.Undimensioned Tolerances:

Pitch Range In mm			Nominal Dimension Range In mm					– ⌒ ⌭
TO 6	Over 6 TO 10	Over 10 TO 24	TO 30	Over 30 TO 60	Over 60 TO 100	Over 100 TO 150	Over 150	0.1/10
								∠
±0.15	±0.20	±0.30	±0.30	±0.50	±0.70	±1.00	±1.30	±2°

订货号 Order No.	MC-PA3.81VXX-I-0002		名 称 Name	MC-PA系列3.81间距垂直进线插拔式-针座(带释放杆)	未注公差 Tolerance	表面 Surface	
项 目 Item	签 字 Signature	日 期 Date			Tolerance Table	VDI21	
设 计 Design	董书磊	2022.10.24	图 号 Drawing No.	PRM003405	版本号 Revision Number	重量 Weight	比例 Scale
审 核 Check	毛利达	2022.10.24	材 料 Material	Notes	M1		1:1
工 艺 Process	–	–	物料号 Item No.	4113115898	第1页/共1页 1 of 1	mm	
标准化 Unify	–	–		···	SUPU 宁波速普电子有限公司 NINGBO SUPU ELECTRONICS CO.,LTD.		
批 准 Approve	梁文龙	2022.10.24		4113115920			

借通用件登记 Common Part

原图号 Old Draw. No.

底图总号 Assembly No.